

# Strategic Country Cluster Evaluation (SCCE): Sahel and Sudan-Guinea Savanna biomes

## Selection of case study countries

December 2018

### Introduction

1. Case studies are the main component of the Africa Biomes SCCE. They focus on the two overarching evaluation objectives: (i) To understand the determinants of sustainability; and (ii) To assess GEF’s relevance to and performance in tackling the main environmental challenges in the two biomes. Selection of case study countries draws upon the Africa Biomes SCCE’s sustainability cohort, composed of 68 national and regional projects completed between 2007 and 2014 having Annual Performance Review (APR) ratings. Projects in the sustainability cohort are classified as: (i) having both outcome and sustainability ratings in the positive range; (ii) having both outcomes and likely sustainability ratings in the negative range; (iii) having either positive outcome and negative likely sustainability ratings, or the inverse; and (iv) not having either outcome or sustainability ratings, or both (Table 1 **Table 1**).

**Table 1:** Project ratings distribution

Project	Outcome and likely sustainability ratings				Total
	Both Positive	Both Negative	Neutral*	No Ratings**	
Country	10	16	16	4	46
Regional	7	4	4	7	22
<b>Total</b>	<b>17</b>	<b>20</b>	<b>20</b>	<b>11</b>	<b>68</b>

\* positive outcome and negative sustainability, or negative outcomes and positive sustainability

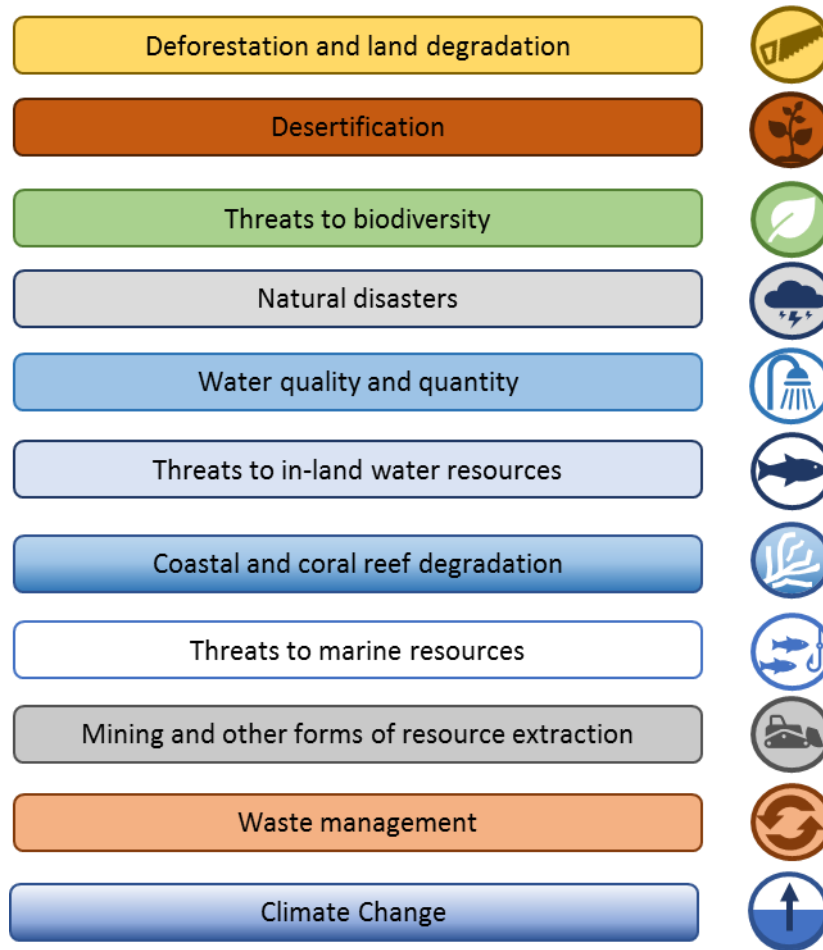
\*\* projects without either outcome rating, sustainability rating, or both.

2. In addition to the outcome and sustainability ratings, the selection of country case studies will be informed by trends over time of key environmental outcome indicators at geolocated project sites, with the aim of identifying cases of positive and absent or negative change. Country case study selection follows the steps described hereafter.

## Step 1: Identification of the main environmental challenges

3. The selection process starts from an overview of the main environmental challenges faced by the countries in the two biomes. The overview Figure 1 below is derived from the overview of the main environmental challenges presented in Table 1 of the approach paper (also annexed to this document). The figure synthesizes the 10 most commonly shared environmental challenges faced by countries in the Sahel and Sudan-Guinea Savannah biomes.

**Figure 1:** Main environmental challenges in the two biomes

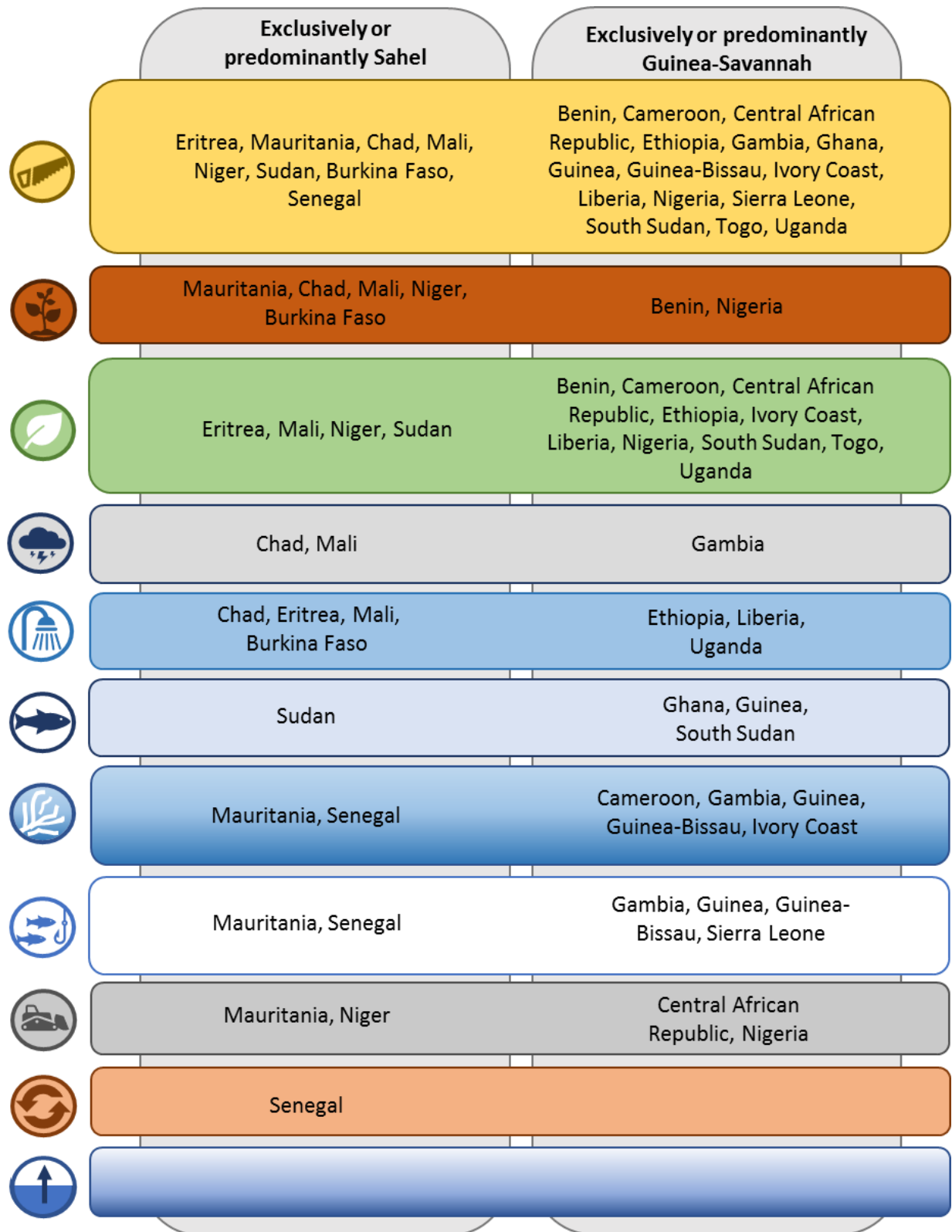


## Step 2: Classifying the main environmental challenges by biome

4. The selection process continues with linking the main environmental challenges to the two biomes. To do that, Figure 2 categorizes the 23 countries as being either exclusively or predominantly Sahelian (totaling 8 countries), and either exclusively or predominantly Guinean-Savannah (totaling 15 countries), based on the estimated percentage of national territory falling in each biome.

5. Although both Senegal and Burkina Faso have an estimated equal share of national territory in each biome, having as such the most common features of both biomes, in this selection procedure they are grouped with the Sahelian category for convenience purposes.

**Figure 2:** Linking main environmental challenges to countries



6. While deforestation and land degradation are the most common environmental challenges identified by both Sahelian and Guinean-Savannah countries alike, desertification is a main concern mainly in the Sahel. Threats to biodiversity is more a concern for Guinean-Savannah countries. Water quality and quantity comes next in terms of number of countries in both biomes, however no projects address this challenge in any of the countries (see Step 3 here below). Threats to in-land water resources has a good representation of both national and regional projects despite being mentioned as a main environmental challenge only by Sudan, South Sudan, Ghana and Guinea.

**Step 3: Linking successful and unsuccessful projects to main environmental challenges in the two biomes**

7. The third step consists in identifying, from the sustainability cohort, those projects that have tackled the 11 main environmental issues identified in Step 1 and that had positive or negative outcome and likely or unlikely sustainability ratings (Table 2).

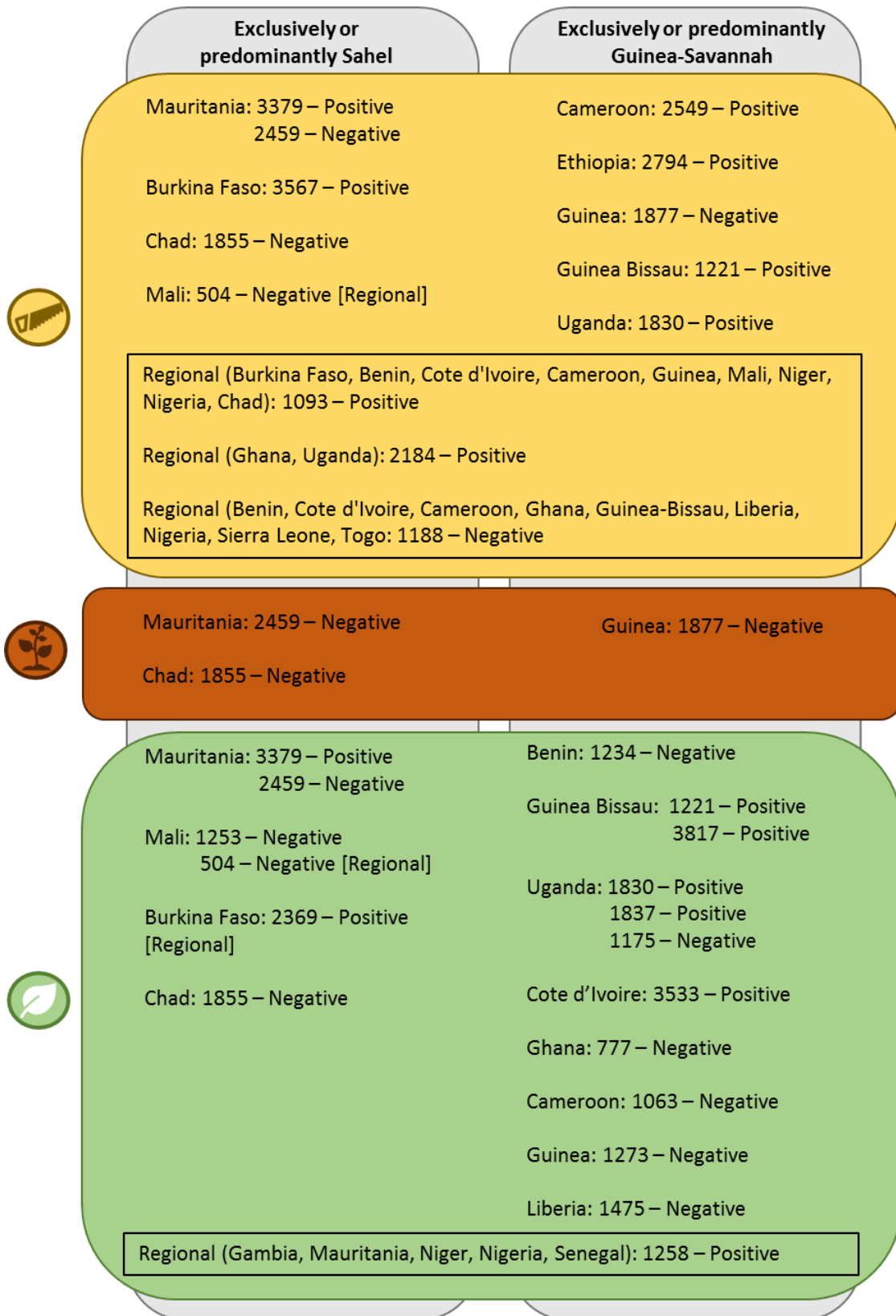
8. It’s assumed that those projects that have been rated in the ‘positive’ range both on outcome and likely sustainability have been successful in addressing the environmental issue they were designed to tackle. Similarly, project with ‘negative’ ratings both on outcomes and likely sustainability are assumed having been unsuccessful in doing that. A third category includes all the other projects, i.e. those with mixed positive and negative ratings for outcomes and sustainability, or the opposite. For these projects, classified as neutral, no assumption can be made at this stage on their success or failure in addressing the environmental challenge they were designed to tackle.

**Table 2:** Outcome and sustainability ratings

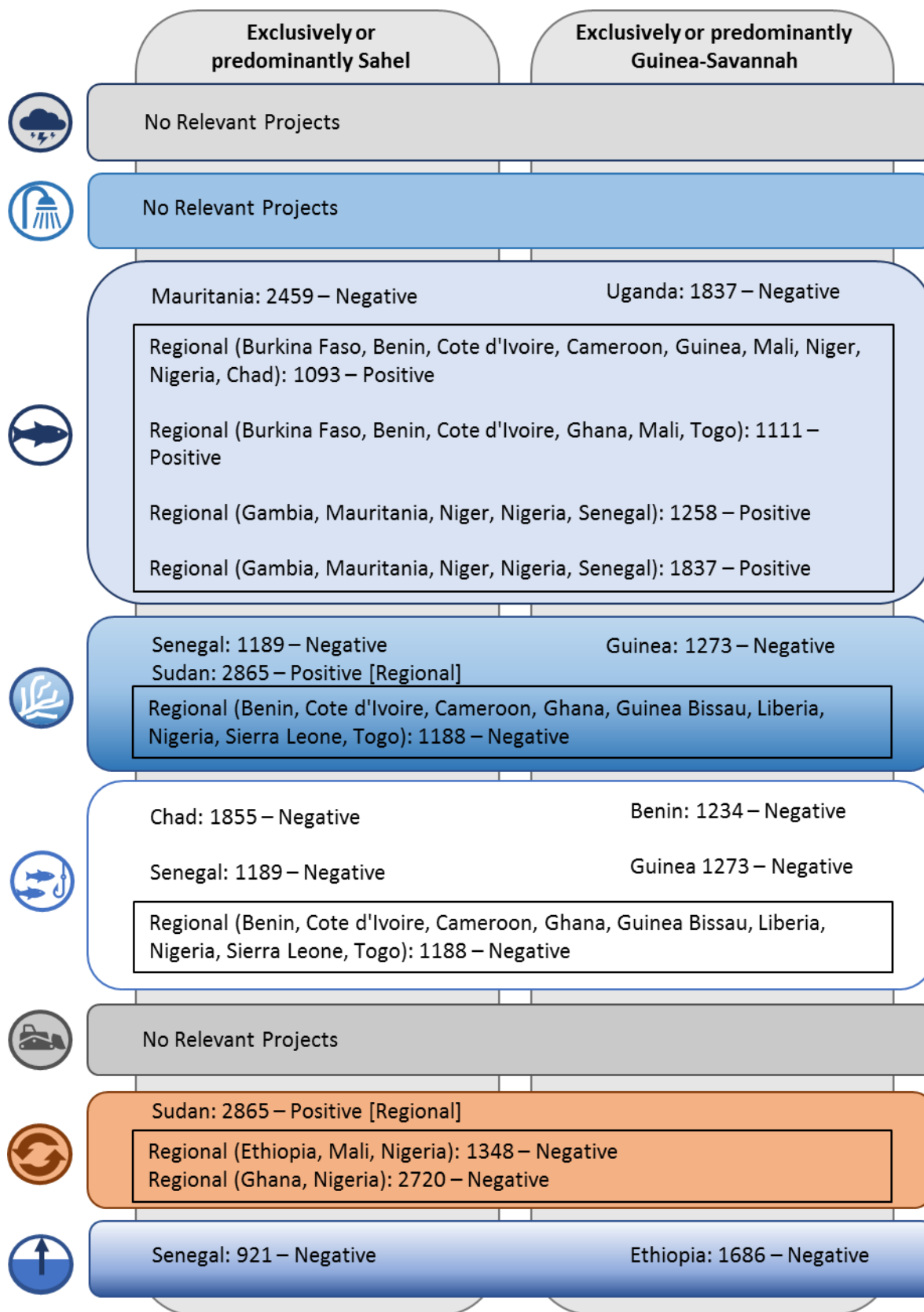
CHANGE		Outcome rating					
		<i>Highly satisfactory</i>	<i>Satisfactory</i>	<i>Moderately satisfactory</i>	<i>Moderately Unsatisfactory</i>	<i>Unsatisfactory</i>	<i>Highly Unsatisfactory</i>
Sustainability rating	<i>Likely</i>	Positive			Neutral		
	<i>Moderately Likely</i>	Positive			Neutral		
	<i>Moderately Unlikely</i>	Neutral			Negative		
	<i>Unlikely</i>	Neutral			Negative		

9. Figure 3 maps projects with positive and negative outcome and sustainability ratings against the 11 environmental challenges in the two biomes. Projects are mapped based on the type of environmental challenges they address and the scope of intervention (country or regional). Regional projects often cover countries in both biomes, therefore they have not been mapped to a specific biome in the figure.

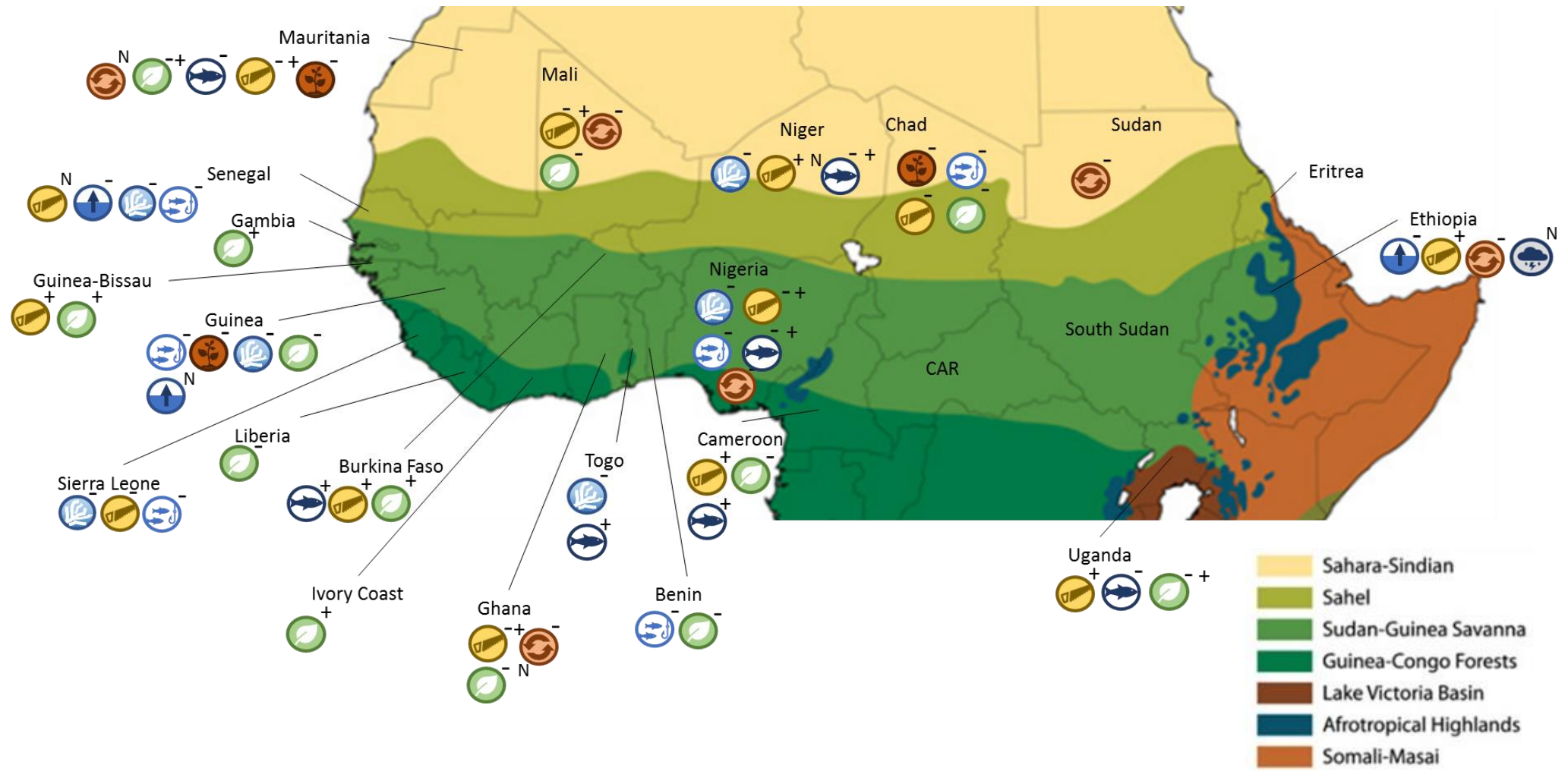
**Figure 3:** Linking project outcome and sustainability ratings to environmental challenges by biome



**Figure 3: Linking projects to main environmental challenges (continued)**



Overview of project change per environmental challenge in the biomes






























## Step 5: Country case study development

10. Guided by the mapping of countries and projects to environmental challenges (Figure 3), countries with the largest number of national and regional projects with positive and negative ratings are selected. The countries selected also include those in which projects addressed the most commonly shared environmental challenges, i.e. deforestation and land degradation, threats to biodiversity, and desertification. Despite marine waters related environmental challenges (especially coastal and coral reef degradation) are addressed by several projects, they are not part of the evaluation scope, which focuses on land-based environmental challenges (see the Africa Biomes SCCE's Approach Paper). Other environmental challenges will be covered as opportunities for data gathering in the countries selected arise.

11. Five countries result from the application of the above criteria: Mauritania, Nigeria, Uganda, Mali and Guinea. Table 3 lists positives and negatives in each country by environmental challenge.

**Table 3:** Case study countries, projects and main environmental challenge













Country	National Projects		Regional Projects	
Mauritania	2 projects	 (-)  (+)	1 project	 (+)*
Nigeria	2 projects	 (-) Capacity Building (-)	5 projects	 (-)  (-)  (+)  (+)*  (+)  (+)  (+)  (+)  (+)*
Uganda	3 projects	 (-)  (+)  (+)	1 project	 (+)
Mali	2 projects	 (-)  (N)	4 projects	 (+)*  (-)  (-)*  (+)
Guinea	2 projects	 (-)  (-)	3 projects	 (-)*  (+)* Capacity Building (+)

\*Shared regional interventions between countries selected

12. These five countries also provide an opportunity to assess projects with either positive outcomes and negative sustainability, or the inverse. These include two national projects in Nigeria, a national project in each of Mali and Guinea, 2 regional projects in which Uganda participates, and a regional project in which Mauritania, Mali, and Guinea participate (Table 4).



**Table 4:** Additional case study projects

Country	Country Projects		Regional Projects	
Mauritania	N/A		1 project	  (N)  (N)*
Nigeria	2 projects	 (N)   (N)	N/A	
Uganda	N/A		1 project	 (N)  (N)
Mali	1 project	 (N)	1 project	 (N)*
Guinea	1 project	 (N)	1 project	 (N)*

13. To note, two national and two regional projects involving Guinea Bissau will be covered by the case study component of the Small Islands Developing States SCCE.

## Annex 1

### Main environmental challenges in the 23 countries









(Africa Biomes SCCE Approach Paper, Table 1)
















Benin	<ul style="list-style-type: none"> <li>• Deforestation</li> <li>• Desertification</li> <li>• Threats to Biodiversity</li> </ul>	Liberia	<ul style="list-style-type: none"> <li>• Deforestation and Rubber Plantations</li> <li>• Threats to Biodiversity</li> <li>• Water Pollution</li> </ul>
Burkina Faso	<ul style="list-style-type: none"> <li>• Water Scarcity</li> <li>• Land Degradation and Desertification</li> <li>• Deforestation</li> </ul>	Mali	<ul style="list-style-type: none"> <li>• Desertification and Drought</li> <li>• Water Availability and Pollution</li> <li>• Threats to Biodiversity</li> </ul>
Cameroon	<ul style="list-style-type: none"> <li>• Land Degradation and Deforestation</li> <li>• Over-harvesting of Biological Resources</li> <li>• Degradation of Coastal &amp; Marine Ecosystems</li> </ul>	Mauritania	<ul style="list-style-type: none"> <li>• Desertification and Deforestation</li> <li>• Iron Mining</li> <li>• Fisheries and Coastal Ecosystems</li> </ul>
Central African Republic	<ul style="list-style-type: none"> <li>• Subsistence and Commercial Poaching</li> <li>• Deforestation and Land Degradation</li> <li>• Diamond Mining and Pollution</li> </ul>	Niger	<ul style="list-style-type: none"> <li>• Desertification and Deforestation</li> <li>• Threats to Wildlife</li> <li>• Environmental Consequences of Mining</li> </ul>
Chad	<ul style="list-style-type: none"> <li>• Drought</li> <li>• Desertification and Land Degradation</li> <li>• Access to Water and Sanitation</li> </ul>	Nigeria	<ul style="list-style-type: none"> <li>• Desertification</li> <li>• Deforestation and Threats to Biodiversity</li> <li>• Oil Pollution</li> </ul>
Eritrea	<ul style="list-style-type: none"> <li>• Water Stress</li> <li>• Land Availability and Degradation</li> <li>• Deforestation and Threats to Biodiversity</li> </ul>	Senegal	<ul style="list-style-type: none"> <li>• Urban Pollution</li> <li>• Deforestation</li> <li>• Coastal Wetlands &amp; Fisheries Over-exploitation</li> </ul>
Ethiopia	<ul style="list-style-type: none"> <li>• Water Availability &amp; Access to a Safe Source</li> <li>• Livestock, Soil Erosion &amp; Land Degradation</li> <li>• Threats to Biodiversity and Endemism</li> </ul>	Sierra Leone	<ul style="list-style-type: none"> <li>• Deforestation</li> <li>• Land Degradation</li> <li>• Overfishing</li> </ul>
Gambia	<ul style="list-style-type: none"> <li>• Drought and Agricultural Productivity</li> <li>• Threats to Forest and Wetland Ecosystems</li> <li>• Overfishing and Coastal Erosion</li> </ul>	South Sudan	<ul style="list-style-type: none"> <li>• Soil Erosion and Land Degradation</li> <li>• Poaching and the Ivory Trade</li> <li>• Forests and Fisheries</li> </ul>
Ghana	<ul style="list-style-type: none"> <li>• Deforestation</li> <li>• Land Degradation and Coastal Erosion</li> <li>• Overfishing &amp; Reduced Water in Lake Volta</li> </ul>	Sudan	<ul style="list-style-type: none"> <li>• Soil Erosion and Land Degradation</li> <li>• Poaching and the Ivory Trade</li> <li>• Forests and Fisheries</li> </ul>
Guinea	<ul style="list-style-type: none"> <li>• Deforestation and Refugees</li> <li>• Overfishing &amp; Destruction of Mangroves</li> <li>• Land Degradation</li> </ul>	Togo	<ul style="list-style-type: none"> <li>• Land Degradation and Deforestation</li> <li>• Threats to Aquatic Ecosystems</li> <li>• Threats to Biodiversity</li> </ul>
Guinea-Bissau	<ul style="list-style-type: none"> <li>• Deforestation</li> <li>• Cashew Farming and Soil Erosion</li> <li>• Threats to the Bijagos Biosphere Reserve</li> </ul>	Uganda	<ul style="list-style-type: none"> <li>• Land Degradation and Deforestation</li> <li>• Habitat Degradation &amp; Threats to Biodiversity</li> <li>• Water Availability and Pollution</li> </ul>
Ivory Coast	<ul style="list-style-type: none"> <li>• Deforestation</li> <li>• Threats to Biodiversity</li> <li>• Threats to Coastal Ecosystems</li> </ul>		










Source: [UNEP 2008](#)








## Annex 2

### List of projects with positive and negative ratings

GEF ID	Agency	Scope	Countries	Focal Area	Title	Phase	Type	GEF Grant (incl. PPG)	Co-Finance	Date of project		Rating		Challenge addressed
								\$US million		Start	Compl.	Outc.	Sust.	
504	UNEP/ UNDP	Regional	Botswana, Kenya, Mali	BD	Management of Indigenous Vegetation for the Rehabilitation of Degraded Rangelands in the Arid Zone of Africa	GEF2	FSP	9.05	3.55	6/8/01	9/30/07	-	-	
1063	WB	Country	Cameroon	BD	Forest and Environment Development Policy Grant	GEF3	FSP	10.27	116.53	9/18/06	12/31/11	-	-	
1189	WB	Country	Senegal	BD	Integrated Marine and Coastal Resource Management	GEF3	FSP	5.34	11.49	4/15/05	12/1/11	-	-	
1234	WB	Country	Benin	BD	Community-based Coastal and Marine Biodiversity Management Project	GEF3	FSP	4.65	7.30	10/14/08	5/15/14	-	-	
1273	WB	Country	Guinea	BD	Coastal Marine and Biodiversity Management	GEF3	FSP	5.35	18.53	7/20/07	12/31/13	-	-	
1686	WB	Country	Ethiopia	CC	Renewable Energy Project	GEF3	FSP	5.21	10.40	4/9/03	6/30/12	-	-	
2720	UNIDO	Regional	Ghana, Nigeria	Chem.	Develop Appropriate Strategies for Identifying Sites Contaminated by Chemicals listed in Annex A, B and/or C of the Stockholm Convention	GEF3	FSP	2.65	2.10	10/30/08	12/31/12	-	-	
3384	WB	Country	Nigeria	LD	SIP: Scaling up SLM Practice, Knowledge, and Coordination in Key Nigerian States	GEF4	FSP	7.00	99.10	5/9/11	12/31/13	-	-	Capacity Building
777	WB	Country	Ghana	BD	Northern Savanna Biodiversity Conservation (NSBC) Project	GEF2	FSP	7.93	20.20	9/23/02	2/28/09	-	-	

GEF ID	Agency	Scope	Countries	Focal Area	Title	Phase	Type	GEF Grant (incl. PPG)	Co-Finance	Date of project		Rating		Challenge addressed
								\$US million		Start	Compl.	Outc.	Sust.	
921	WB	Country	Senegal	CC	Electricity Services for Rural Areas Project	GEF2	FSP	5.00	66.70	6/30/05	12/31/12	-	-	
942	WB	Country	Nigeria	BD	Local Empowerment and Environmental Management Project - Micro Watershed and Environmental Management Project	GEF2	FSP	8.35	82.98	4/30/04	12/31/09	-	-	
1175	UNDP	Country	Uganda	BD	Conservation of Biodiversity in the Albertine Rift Forest Areas of Uganda	GEF3	FSP	3.75	7.95	5/8/07	12/31/13	-	-	
1188	UNDP/ UNEP	Regional	Angola, Benin, Congo, Cote d'Ivoire, Cameroon, Gabon, Ghana, Equatorial Guinea, Guinea-Bissau, Liberia, Nigeria, Sierra Leone, Sao Tome and Principe, Togo, Congo DR	IW	Combating Living Resource Depletion and Coastal Area Degradation in the Guinea Current LME through Ecosystem-based Regional Actions	GEF3	FSP	21.45	43.97	10/26/04	12/31/12	-	-	  
1253	WB	Country	Mali	BD	Gourma Biodiversity Conservation Project	GEF2	FSP	5.68	3.58	9/9/05	12/31/12	-	-	
1348	WB/ FAO	Regional	Ethiopia, Morocco, Mali, Nigeria, Tunisia, Tanzania, South Africa	Chem.	Africa Stockpiles Program, P1	GEF3	FSP	25.70	35.00	10/3/05	5/31/13	-	-	
1475	WB	Country	Liberia	BD	Establishing the Basis for Biodiversity Conservation on Sapo National Park and in South-East Liberia	GEF3	MSP	1.00	1.44	9/23/05	7/31/11	-	-	
1855	WB	Country	Chad	MFA	Community-Based Ecosystem Management Project	GEF3	FSP	6.25	87.92	6/20/06	12/30/11	-	-	   
1877	WB	Country	Guinea	LD	Community-based Land Management	GEF3	FSP	7.35	34.40	7/20/07	12/31/14	-	-	 






GEF ID	Agency	Scope	Countries	Focal Area	Title	Phase	Type	GEF Grant (incl. PPG)	Co-Finance	Date of project		Rating		Challenge addressed
								\$US million		Start	Compl.	Outc.	Sust.	
2459	WB	Country	Mauritania	LD	Community-based Watershed Management Project	GEF3	FSP	6.35	58.80	1/26/07	3/31/13	-	-	
3135	UNEP	Country	Gambia	MFA	Adoption of Ecosystem Approach for Integrated Implementation of MEAs at National and Divisional Level	GEF4	MSP	0.49	0.17	1/1/09	12/1/14	-	-	Capacity Building
1093	WB/ UNDP	Regional	Burkina Faso, Benin, Cote d'Ivoire, Cameroon, Guinea, Mali, Niger, Nigeria, Chad	IW	Reversing Land and Water Degradation Trends in the Niger River Basin	GEF3	FSP	13.38	29.64	10/5/04	2/28/11	+	+	
1221	WB	Country	Guinea-Bissau	BD	Coastal and Biodiversity Management Project	GEF3	FSP	5.15	6.31	3/14/05	3/31/10	+	+	
1830	WB	Country	Uganda	BD	Protected Areas Management and Sustainable Use (PAMSU)	GEF1	FSP	8.00	30.00	12/4/02	6/30/10	+	+	
2794	WB	Country	Ethiopia	LD	SIP: Country Program for Sustainable Land Management	GEF4	FSP	9.35	28.80	10/10/08	9/30/13	+	+	
3379	IFAD	Country	Mauritania	LD	SIP: Participatory Environmental Protection and Poverty Reduction in the Oases of Mauritania	GEF4	FSP	4.35	15.57	4/7/11	4/5/14	+	+	
3817	WB	Country	Guinea-Bissau	BD	SPWA-BD: Guinea Bissau Biodiversity Conservation Trust Fund Project	GEF4	MSP	0.95	2.79	3/14/11	2/28/14	+	+	
1111	UNEP	Regional	Burkina Faso, Benin, Cote d'Ivoire, Ghana, Mali, Togo	IW	Addressing Transboundary Concerns in the Volta River Basin and its Downstream Coastal Area	GEF3	FSP	5.84	11.02	7/1/07	12/31/13	+	+	
1258	UNEP	Regional	Estonia, Gambia, Hungary, Lithuania, Mauritania, Niger, Nigeria, Senegal, Turkey, Tanzania, Yemen, South Africa	BD	Enhancing Conservation of the Critical Network of Sites of Wetlands Required by Migratory Waterbirds on the African/Eurasian Flyways.	GEF3	FSP	6.35	6.20	6/1/06	12/1/10	+	+	

GEF ID	Agency	Scope	Countries	Focal Area	Title	Phase	Type	GEF Grant (incl. PPG)	Co-Finance	Date of project		Rating		Challenge addressed
								\$US million		Start	Compl.	Outc.	Sust.	
1837	UNDP	Country	Uganda	BD	Extending Wetland protected Areas through Community Based Conservation Initiatives	GEF4	MSP	0.83	3.03	6/3/08	6/30/14	+	+	
2184	UNEP	Regional	Ghana, Morocco, Uganda, South Africa	LD	SIP: Stimulating Community Initiatives in Sustainable Land Management (SCI-SLM)	GEF4	MSP	0.94	0.95	9/1/09	12/31/14	+	+	
2396	UNEP	Regional	Burkina Faso, Kenya	BD	Dryland Livestock Wildlife Environment Interface Project	GEF3	MSP	1.00	2.36	8/29/05	1/31/09	+	+	
2549	WB	Country	Cameroon	LD	Sustainable Agro-Pastoral and Land Management Promotion under the National Community Development Program Support Program (PNDP)	GEF3	FSP	6.35	92.00	12/1/06	3/1/12	+	+	
2865	UNIDO	Regional	Egypt, Jordan, Sudan, Yemen	Chem.	Promotion of Strategies to Reduce Unintentional Production of POPs in the PERSGA Coastal Zone	GEF4	MSP	1.00	2.03	12/23/08	10/31/11	+	+	
3533	WB	Country	Cote d'Ivoire	BD	Protected Area Project (Projet d'Appui a la Relance de la Conservation des Parcs et Reserves, PARC-CI)	GEF4	FSP	2.54	12.99	1/15/10	12/31/14	+	+	
3567	IFAD	Country	Burkina Faso	LD	CPP: Burkina Faso - Sub-programme of the Northern Region-under Partnership Programme for Sustainable Land Management	GEF3	FSP	2.02	27.82	10/8/09	1/31/14	+	+	
3960	WB	Regional	Central African Republic, Congo, Cameroon, Gabon, Equatorial Guinea, Congo DR	MFA	CBSP-Capacity Building for Regional Coordination of Sustainable Forest Management in the Congo Basin under the GEF Program for the Congo Basin	GEF4	MSP	0.87	3.03	8/2/11	12/31/14	+	+	Capacity Building
3961	WB	Country	Gambia	BD	SPWA-BD: The Gambia Biodiversity Management and Institutional Strengthening Project	GEF4	MSP	1.00	1.26	3/21/11	1/31/12	+	+	Capacity Building


## Annex 3

### List of projects with neutral ratings

GEF ID	Agency	Scope	Countries	Focal Area	Title	Phase	Type	GEF Grant (incl. PPG)	Co-Finance	Date of project		Rating		Challenge addressed
								\$US million		Start	Compl.	Outc.	Sust.	
3284	World Bank	Country	Liberia	BD	Consolidation of Liberia's Protected Area Network	GEF4	MSP	0.81	6.63	07/11/08	11/30/12	-	+	
3346	UNEP	Regional	Kenya, Tanzania, Uganda	Chem.	DSSA Malaria Decision Analysis Support Tool (MDAST): Evaluating Health Social and Environmental Impacts and Policy Tradeoffs	GEF4	MSP	1.00	1.01	09/01/09	04/01/13	-	+	
136	World Bank	Country	Ghana	BD	Natural Resource Management	GEF1	FP	8.73	53.50	06/09/99	06/20/07	-	+	
1503	World Bank	Country	Nigeria	LD	National Fadama Development Program II (NFDP II): Critical Ecosystem Management	GEF3	FP	10.32	53.19	07/26/06	12/31/11	-	+	
3154	UNDP	Country	Ethiopia	CCA	Coping with Drought and Climate Change	GEF3	MSP	1.00	1.87	03/27/09	11/19/13	+	-	
3126	UNDP	Country	Ghana	MFA	Establishing an Effective and Sustainable Structure for Implementing Multilateral Environmental Agreements	GEF4	MSP	0.50	0.28	04/13/09	12/31/12	+	-	Capacity Building
3385	World Bank	Country	Senegal	LD	SIP: Sustainable Land Management in Senegal	GEF4	FP	4.80	46.40	03/05/10	12/31/12	+	-	
1178	World Bank	Country	Burkina Faso	MFA	Sahel Integrated Lowland Ecosystem Management (SILEM), Phase I	GEF3	FP	4.84	0.41	12/22/04	12/31/10	+	-	 Capacity Building







GEF ID	Agency	Scope	Countries	Focal Area	Title	Phase	Type	GEF Grant (incl. PPG)	Co-Finance	Date of project		Rating		Challenge addressed
								\$US million		Start	Compl.	Outc.	Sust.	
1067	World Bank	Country	Gambia	BD	Integrated Coastal and Marine Biodiversity Management	GEF2	MSP	0.99	0.79	09/01/02	03/31/08	+	-	 
2183	World Bank	Country	Ghana	MFA	Community-based Integrated Natural Resources Management Project in Okyeman	GEF3	MSP	0.85	6.65	02/19/04	02/19/08	+	-	
8	World Bank	Country	Guinea	CC	Rural Energy	GEF2	FP	2.00	15.00	06/27/03	06/30/13	+	-	
1274	World Bank	Country	Mali	CC	Household Energy and Universal Rural Access Project	GEF3	FP	3.91	49.85	05/07/04	06/30/09	+	-	 Capacity Building
1275	World Bank	Country	Niger	MFA	Community-based Integrated Ecosystem Management Program under the Community Action Program	GEF2	FP	4.35	39.83	12/11/03	06/30/08	+	-	 
2380	UNDP	Country	Niger	LD	Sustainable Co-Management of the Natural Resources of the Air-Tenere Complex	GEF3	FP	4.23	5.37	08/22/06	12/31/12	+	-	
3382	World Bank	Country	Niger	LD	SIP: Community Driven SLM for Environmental and Food Security	GEF4	FP	4.67	40.30	12/24/08	04/30/13	+	-	
2828	World Bank	Country	Nigeria	CC	Rural Electrification and Renewable Energy Development	GEF3	MSP	1.00	9.00	09/16/05	06/30/12	+	-	
2614	UNDP	Regional	Cabo Verde, Gambia, Guinea-Bissau, Mauritania, Senegal	CC	Adaptation to Climate Change - Responding to Shoreline Change and its human dimensions in West Africa through integrated coastal area management.	GEF3	FP	4.00	9.73	05/23/08	12/31/11	+	-	 
2140	UNEP	Regional	Ethiopia, Ghana, Uganda, Zambia	BD	Removing Barriers to Invasive Plant Management in Africa	GEF3	FP	5.73	6.17	01/01/06	07/01/10	+	-	
876	World Bank	Country	Burkina Faso	BD	Partnership for Natural Ecosystem Management Program (PAGEN)	GEF2	FP	7.68	5.96	04/29/03	12/31/07	+	-	 Capacity Building








GEF ID	Agency	Scope	Countries	Focal Area	Title	Phase	Type	GEF Grant (incl. PPG)	Co-Finance	Date of project		Rating		Challenge addressed
								\$US million		Start	Compl.	Outc.	Sust.	
1420	UNEP	Regional	Benin, Guinea, Mali, Mauritania, Niger, Senegal	MFA	Reducing Dependence on POPs and other Agro-Chemicals in the Senegal and Niger River Basins through Integrated Production, Pest and Pollution Management	GEF3	FP	4.48	4.46	04/23/09	12/31/14	+	-	

## Annex 4

### Projects, Change and regional coverage by main environmental challenge

Main Environmental Challenge	National projects		Regional projects
	Exclusively or predominantly Sahel	Exclusively or predominantly Guinea-Savannah	
	GEF ID 2459 (-) Mauritania GEF ID 3379 (+) Mauritania GEF ID 3567 (+) Burkina Faso GEF ID 1855 (-) Chad GEF ID 3385 (N) Senegal GEF ID 1178 (N) Burkina Faso GEF ID 1275 (N) Niger GEF ID 2380 (N) Niger GEF ID 3382 (N) Niger	GEF ID 2549 (+) Cameroon GEF ID 2794 (+) Ethiopia GEF ID 1877 (-) Guinea GEF ID 1221 (+) Guinea-Bissau GEF ID 1830 (+) Uganda GEF ID 1503 (N) Nigeria	GEF ID 504 (-) [S] Mali GEF ID 1093 (+) Guinea, Mali, Nigeria GEF ID 2184 (+) Uganda GEF ID 1188 (-) Nigeria, Guinea-Bissau
	GEF ID 2459 (-) Mauritania GEF ID 1855 (-) Chad	GEF ID 1877 (-) Guinea	N/A
	GEF ID 2459 (-) Mauritania GEF ID 3379 (+) Mauritania GEF ID 1253 (-) Mali GEF ID 1855 (-) Chad GEF ID 1178 (N) Burkina Faso GEF ID 876 (N) Burkina Faso GEF ID 1275 (N) Niger	GEF ID 1234 (-) Benin GEF ID 1221 (+) Guinea-Bissau GEF ID 3817 (+) Guinea-Bissau GEF ID 1175 (-) Uganda GEF ID 1830 (+) Uganda GEF ID 1837 (+) Uganda GEF ID 3533 (+) Cote d'Ivoire GEF ID 777 (-) Ghana GEF ID 1063 (-) Cameroon GEF ID 1273 (-) Guinea GEF ID 1475 (-) Liberia GEF ID 3284 (N) Liberia GEF ID 136 (N) Ghana GEF ID 1503 (N) Nigeria GEF ID 2183 (N) Ghana GEF ID 1067 (N) Gambia	GEF ID 1258 (+) Mauritania, Nigeria GEF ID 504 (-)[S] Mali GEF ID 2396 (+) [S] GEF ID 2140 (N) Uganda
	N/A	GEF ID 3154 (N) Ethiopia	N/A
	N/A		
	GEF ID 2459 (-) Mauritania	GEF ID 1837 (-) Uganda GEF ID 3284 (N) Liberia GEF ID 924 (-) Nigeria GEF ID 2549 (+) Cameroon	GEF ID 1093 (+) Guinea, Mali, Nigeria GEF ID 1111 (+) Mali GEF ID 1258 (+) Mauritania, Nigeria

	GEF ID 1189 (-) Senegal	GEF ID 1273 (-) Guinea GEF ID 3284 (N) Liberia GEF ID 1067 (N) Gambia	GEF ID 1188 (-) Nigeria, Guinea-Bissau GEF ID 2614 (N) Mauritania, Guinea-Bissau
	GEF ID 1189 (-) Senegal GEF ID 1855 (-) Chad	GEF ID 1234 (-) Benin GEF ID 1273 (-) Guinea GEF ID 3284 (N) Liberia	GEF ID 1188 (-) Nigeria, Guinea-Bissau
	N/A		
	N/A	N/A	GEF ID 1348 (-) Mali, Nigeria GEF ID 2720 (-) Nigeria GEF ID 1420 (N) Guinea, Mali, Mauritania GEF ID 2865 (+) GEF ID 3346 (N) Uganda
	GEF ID 921 (-) Senegal GEF ID 1274 (N) Mali	GEF ID 1686 (-) Ethiopia GEF ID 8 (N) Guinea GEF ID 2828 (N) Nigeria GEF ID 3154 (N) Ethiopia	GEF ID 2614 (N) Mauritania, Guinea-Bissau
<b>Capacity Building</b>	GEF ID 1274 (N) Mali GEF ID 876 (N) Burkina Faso GEF ID 1178 (N) Burkina Faso	GEF ID 3126 (N) Ghana GEF ID 3384 (-) Nigeria GEF ID 3135 (-) Gambia GEF ID 3961 (-) Gambia	GEF ID 3960 (+) Guinea

\*Projects highlighted in grey will be covered as part of the county case study field visits