

SEMI ANNUAL EVALUATION REPORT

JUN-NOV
2024

OUTLINE

▲ **EVALUATION WORK IN PROGRESS**
June 2025 Council

▲ **UPDATE ON THE EIGHTH
COMPREHENSIVE EVALUATION
(OPS8) OF THE GEF**

▲ **UPDATES ON KNOWLEDGE
MANAGEMENT & COMMUNICATIONS**

EVALUATION WORK IN PROGRESS

JUNE 2025 COUNCIL



EVALUATION OF GEF SUPPORT TO NATURE-BASED SOLUTIONS



- GEF NbS Portfolio Development and Characteristics Analysis
- Effectiveness, Challenges, Global Environmental Benefits
- Cross-Cutting Themes: Gender, IPLCs

EVALUATION OF GEF INTERVENTIONS IN INTERNATIONAL WATERS



- Evidence Synthesis: Relevance, Impacts, and Innovation

ANNUAL PERFORMANCE REPORT 2025

Focus: Broader
Adoption and
Behavior Change



- Outcomes, Sustainability, and M&E Quality Assessment
- Broader Adoption, Efficiency, and Behavior Change
- Analysis of 2,389 Completed GEF Projects

EVALUATION OF THE PARTNERSHIP DYNAMICS AND COMPETITIVE ADVANTAGE OF THE GEF




- The GEF's Strategic Role and Competitive Advantage
- Partnership Dynamics
- Role and Contribution of STAP
- Processes

LDCF/ SCCF EVALUATIONS



**LDCF/SCCF
Annual
Evaluation
Report 2025**

**LDCF/SCCF
Program
Evaluation**



GLOBAL BIODIVERSITY FRAMEWORK FUND

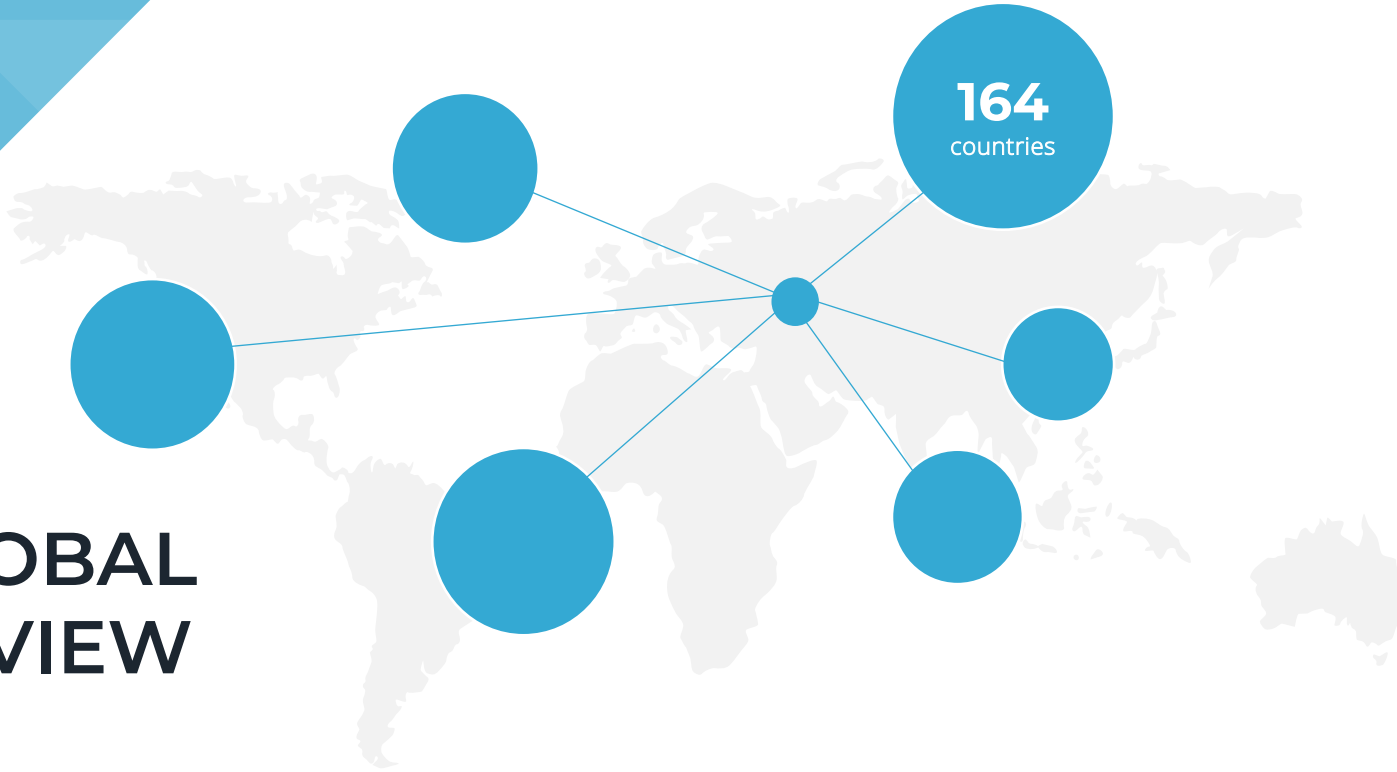


- GBFF Strategy, Design, and Thematic Coverage
- LDCs, SIDS, and IPLCs Focus and Support
- Funding Adequacy, Efficiency, and Resource Allocation

UPDATE ON THE EIGHTH COMPREHENSIVE EVALUATION (OPS8) OF THE GEF



GLOBAL REVIEW



164
countries

Deliverables & Timelines

March 2025: Evaluation Findings Highlights (2022-2025) to 1st replenishment meeting

September 2025: Draft OPS8 report to 2nd replenishment meeting

December 2025: Final OPS8 report to the GEF Council



32 evaluations
conducted between
FY23 to FY25



21 evaluations
submitted to Council
as of December 2024



11 approach papers
shared with GEFSEC, with data
collection underway



Completion by July 2025,
drawing on evidence from 164
countries.



OPS8 EVALUATIONS

Evaluation	FY23	FY24	FY25
Impacts of COVID-19 on GEF Interventions			
Water Security			
Annual Performance Report 2023			
Climate Information and Early Warning Systems			
Behavior Change			
Strategic Country Cluster: Lower Mekong			
LDCF/SCCF: Annual Evaluation Report 2023			
Report on the Management Action Record			
Drylands Country Cluster			
Global Wildlife Conservation Program			
GEF and LDCF Support to Climate Information and Early Warning Systems			
Learning from Challenges			
Portfolio Level Risk			
Cofinancing in the GEF			
GEF Support to Community-Based Approaches			
Approach Paper for the Eighth Comprehensive Evaluation of the GEF			
Annual Evaluation Report of the LDCF/SCCF			

Evaluation	FY23	FY24	FY25
Country Engagement Strategy: Update Study			
Small Grants Program: Update Study			
Annual Performance Report			
Sustainable Cities Integrated Program			
Food Systems & Land Use Integrated Program			
Amazon Basin Country Cluster			
Private Sector Engagement Strategy			
GEF Programs in the Pacific SIDS			
Assessing Inclusion of Marginalized Groups in Fragile and Conflict-Affected Situations			
GEF Support to Nature-Based Solutions			
Policy Coherence in the GEF			
GEF Support to Phasing Out PCBs in Chemicals & Waste			
Socio-Economic Co-Benefits			
Application of Technologies in GEF Projects			
Partnership Dynamics & Competitive Advantage of the GEF			

UPDATES ON KNOWLEDGE MANAGEMENT & COMMUNICATIONS



RECENT ACTIVITIES

gLocal 2024 Conference Series

4 sessions covering transformational change and evaluation methods

JUNE

CSO Consultation

Community-Based Approaches:
Findings, Dialogue, and Stakeholder
Feedback.

IPDET 2024

Sessions on Geospatial Tools,
Methods, and Fragile Contexts





**UNESCO High-Level Political Forum Breakfast Meeting
New York**



Climate Funds “Lessons on Financing Forest Management” Webinar



**GEF Regional Workshop
Quito, Ecuador**



**10th International Waters Conference
Montevideo, Uruguay**




**European Evaluation Society (EES) Conference
Rimini, Italy**



**Technical Workshop on the Amazon, Congo, and Critical Forest Biomes Integrated Program
Panama City**



**GEF IEO Annual Retreat
National Harbor, MD**



**6th African Development Bank Evaluation Week
Abidjan, Côte d'Ivoire**



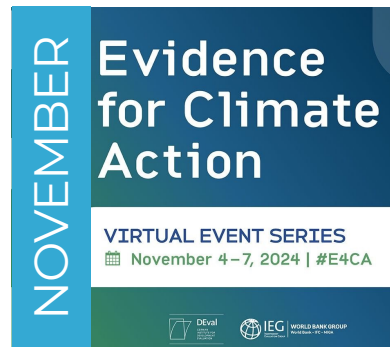
**GEF Partnership Monitoring and Evaluation Conference,
Rome, Italy**



**Global Green Growth Week
Seoul, South Korea**



**National
Evaluation
Capacities (NEC)
Conference
Beijing, China**



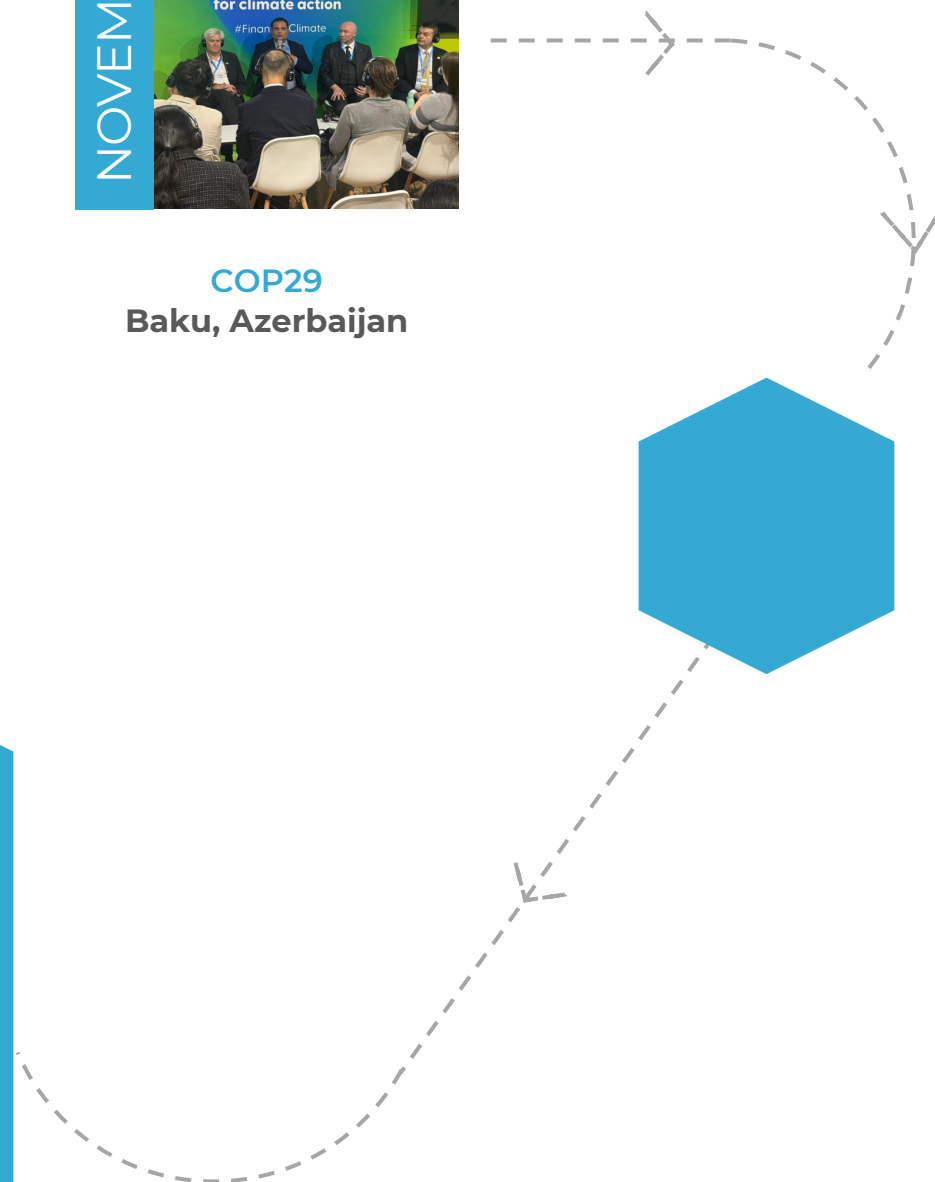

**Evidence for
Climate Action
(E4CA) session
Webinar**



**International
Evaluation
Academy
Webinar**



**COP29
Baku, Azerbaijan**



PUBLICATIONS



●

"Assessing The Sustainability Of New Resource Management Policies And Regulations In Liberia's Post-Conflict Peacebuilding Process"



●

GEF report to UNFCCC UN COP29



●

"Harnessing Geospatial Approaches to Strengthen Evaluative Evidence"

WEBSITE & MEDIA



EvalVision



Website Statistics:

13,705

Total Website Views

between June and November 2024

1,588

Registrants for Online Training

between June and November 2024

Community-Based Approaches

Most Downloaded Evaluation

between June and November 2024



A new version of the GEF IEO website is currently under construction.

SOCIAL MEDIA

Social media activity has shown a notable increase:



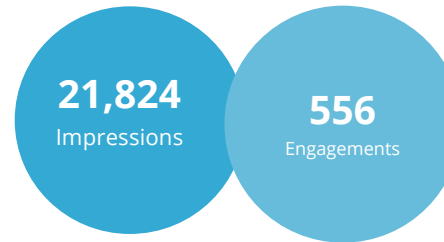
1,653% ▲

Total Impressions
between June and November 2024

1,733% ▲

Total Engagements
between June and November 2024

Top Post




1,100% ▲

Members Reached
between June and November 2024

50% ▲

Follower Base
between June and November 2024

2,284 Followers




Similar growth was experienced across other social media platforms (Twitter/X)

THANK YOU

Evaluation of GEF Interventions in the Chemicals and Waste Focal Area

GEF-5 to GEF-8



GEF Finances Pollution Reduction



02

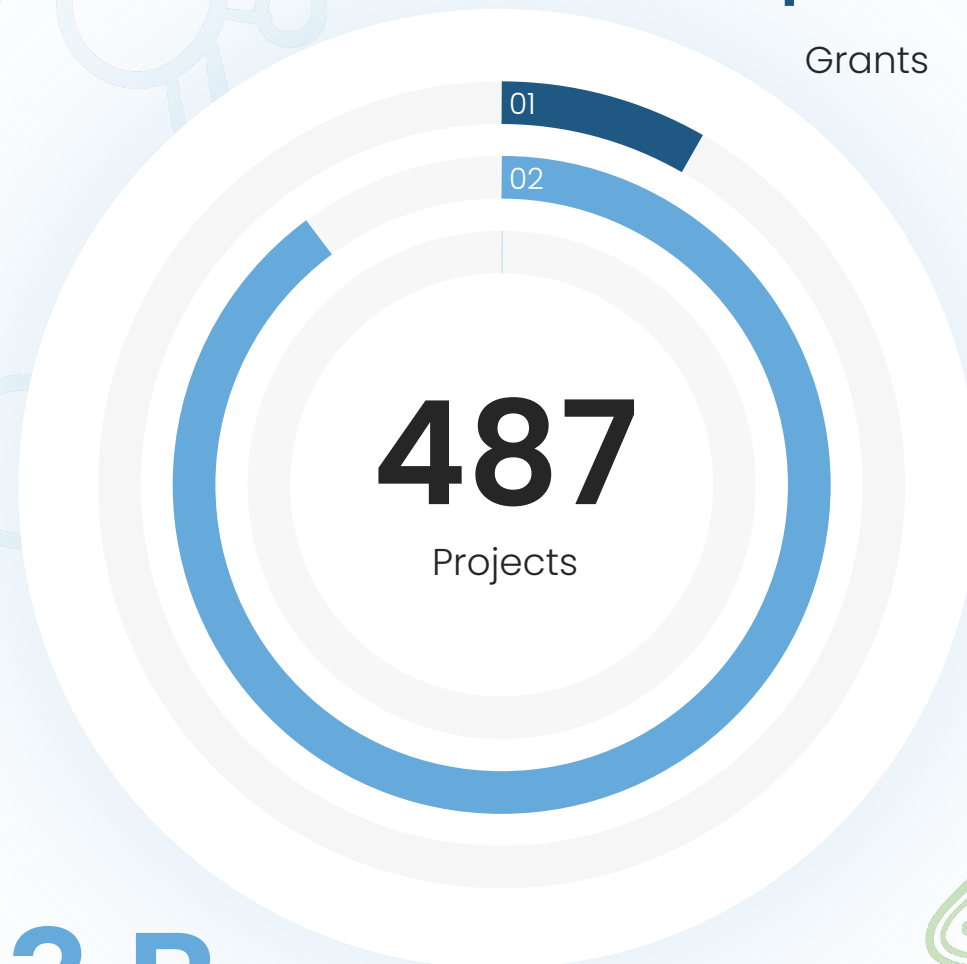
~\$13 B

Cofinancing

01

~\$2 B

Grants



Country Relevance




**Countries highly
value GEF support
for pollution
management**



**Need streamlined
funding access and
process navigation
support**





Convention Compliance

GEF's role in supporting the Stockholm and Minamata Conventions



Challenges in:

- **Financing** for country needs
- Assistance for submitting **National Implementation Plans (NIPs)** and **Minamata Initial Assessments (MIAs)**

Sector-wide approach

(e.g., garment and food packaging) in

GEF-7 & GEF-8

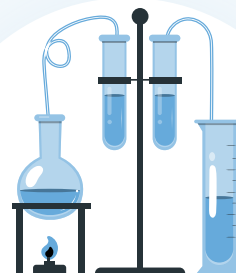
GEF-7

GEF-8

Integrated Programming Shift

57%

projects in GEF-7 and GEF-8 are part of integrated programs



GEF-5

GEF-6

Chemical-by-chemical approach
in GEF-5 & GEF-6

Overlooking Legacy Chemicals



Decreased focus on
single-chemical
projects, leading to
challenges managing
legacy chemicals



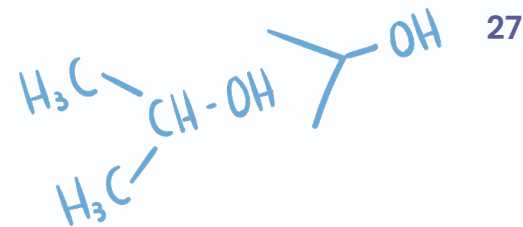
Single-chemical



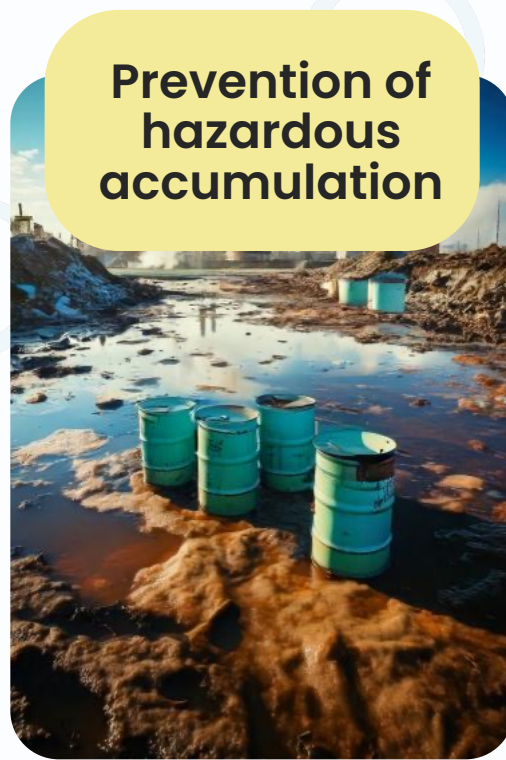
PCBs

Urgent need to address
PCBs to meet Stockholm
2028 deadline and other
future targets

GEF's Key Focus Areas:



**Policy and
management
support**



**Prevention of
hazardous
accumulation**



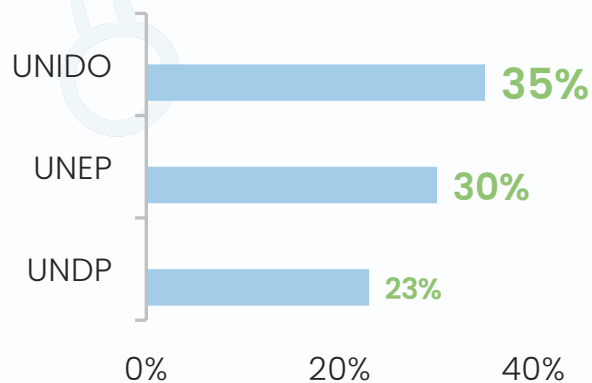
**Elimination
of existing
hazardous
chemicals
and waste**

Outcomes and Sustainability



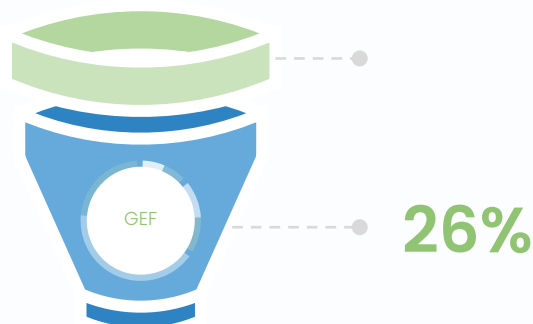
↓

UNIDO has implemented the most projects:



↓

UNDP received the largest share of GEF funding:



Private Sector Engagement Catalyzes Transformational Change



Market-oriented
strategies

Local business
participation

Technology
transfer

Eco-industrial
parks concept

Technological Innovation



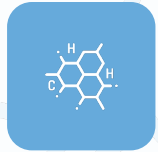
Green Chemistry

Successes in **green chemistry**:

Substituting harmful chemicals with safer alternatives



Strong Legislative Frameworks Improve Project Success



Importance of strong legislation (e.g., extended producer responsibility, tariffs)



Importance of formalizing informal sectors like waste pickers



Challenges with inconsistent enforcement affect sustainability of outcomes



Challenges



Private sector

**Resistance from
SMEs and smaller
suppliers**



Technology

**Unused imported
machinery**



Legislation

**No mercury import
bans and weak
policy enforcement**

Textile & Garments

Challenges adopting sustainable practices



Challenges engaging with:

- **Small** and **micro** enterprises
- **Smaller** chemical **suppliers**



Mercury Pollution Prevention



**Skin
Lightening**



**Dental
Amalgam**

Important Considerations



**Short-term
awareness raising**



**Long-term import
bans and better
labeling**

Measurement: Limited Tracking of Socio-Economic & Health Co- Benefits



Challenges:

- **Short time horizons** of projects vs. long-term health impacts
- Need for **standardized indicators** for effective tracking



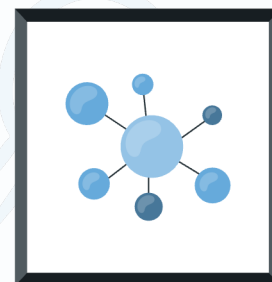
Trinidad & Tobago Video



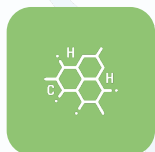
Recommendations



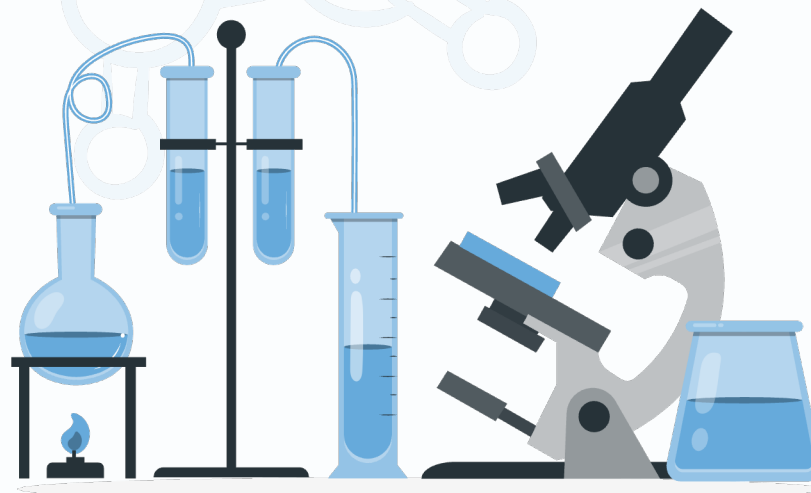
**Strengthening
policy reforms**



**Enhancing
private sector
engagement**



**Tailoring
technologies
to local
contexts**

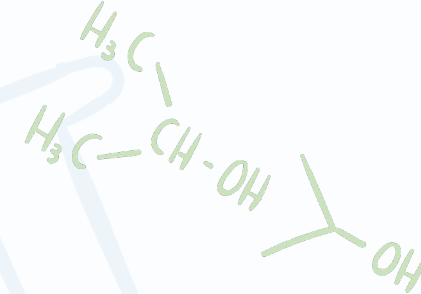


**Integrating
health co-
benefits into
monitoring**



Evaluation of GEF Interventions in the Chemicals and Waste Focal Area

Thank You



Evaluation of GEF Programs in Pacific Small Island Developing States


68th GEF Council Meeting

Background

3 GEF Programs



**Climate Proofing
Development in
the Pacific
(CPDP)**

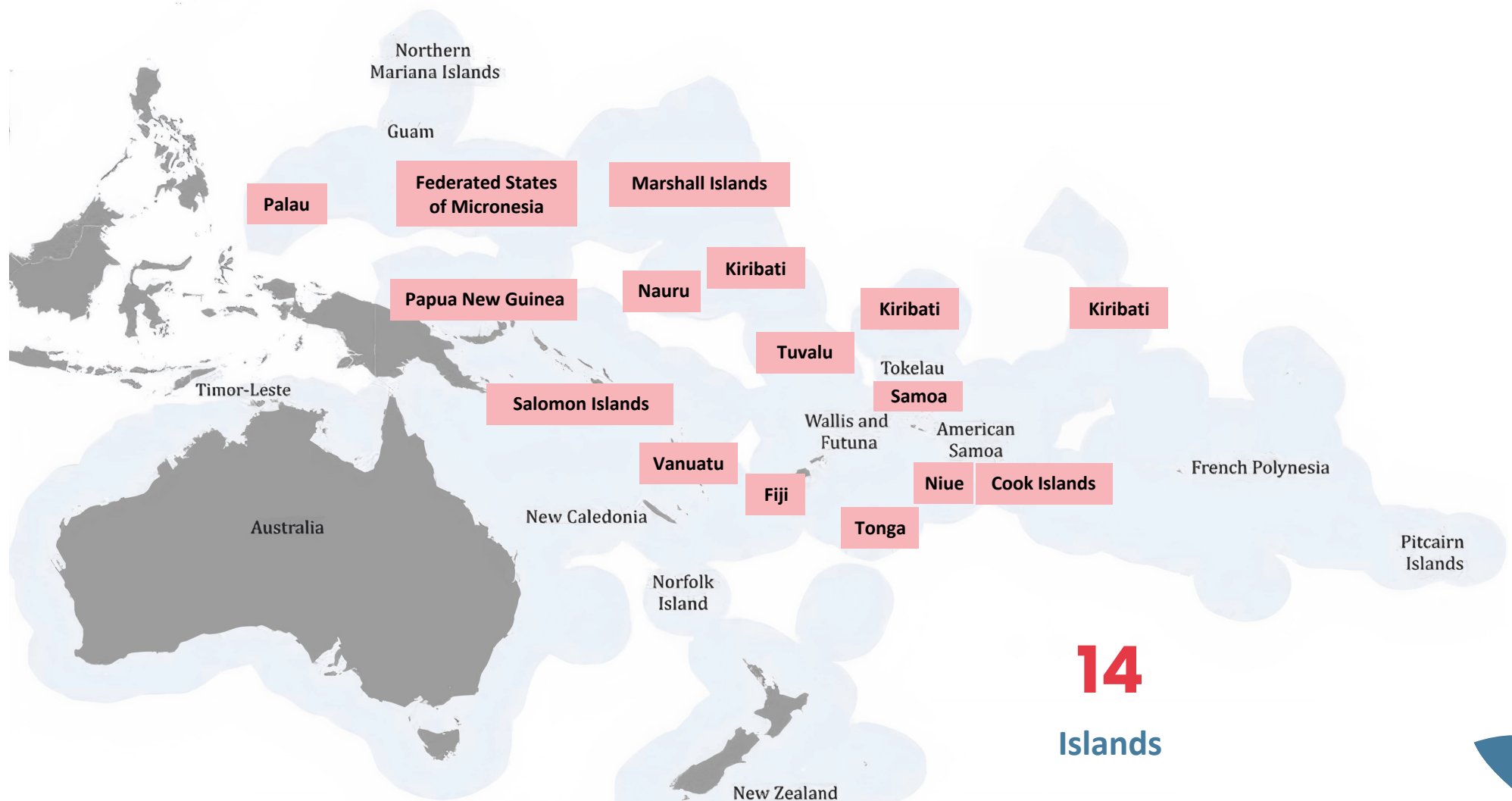


**Ridge-to-Reef
National
Priorities (R2R)**



**Implementing
Sustainable Low and
Non-Chemical
Development in SIDS
(ISLANDS)**

Scope Pacific SIDS



Deep- Dive

- 01** Relevance to environmental priorities and challenges
- 02** Internal and external coherence
- 03** Effectiveness and sustainability
- 04** Efficiency of delivery

Evaluation Findings

GO





Findings & **Conclusions**

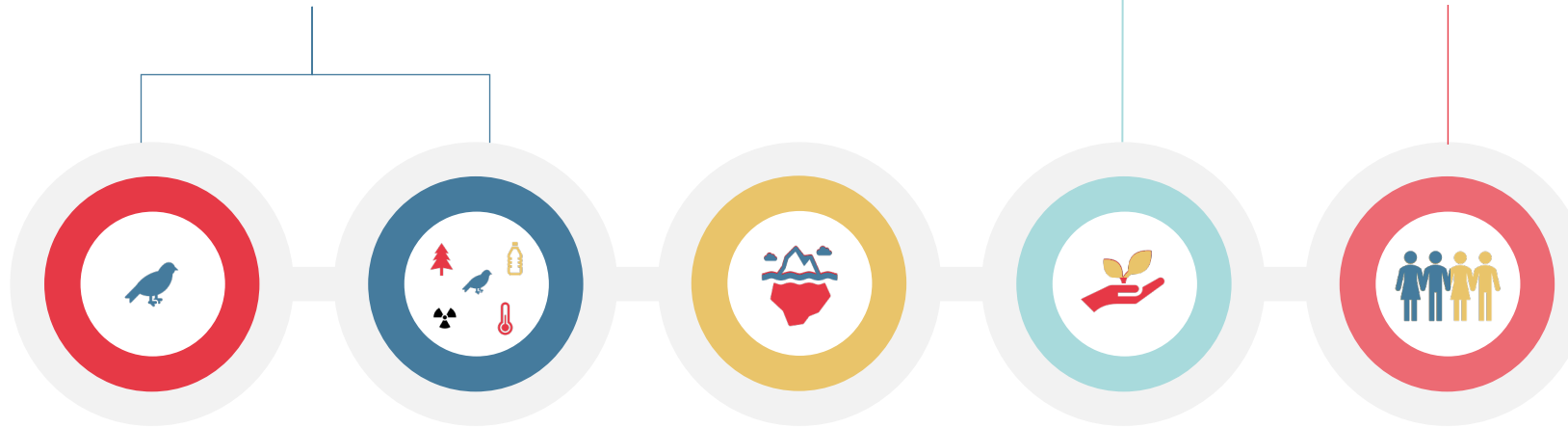
Evolution of GEF's Approach

Significant
progress
since last
SIDS
evaluation

Shift from standalone to
integrated multi-focal programs

Enhanced environmental
outcomes

More inclusive
interventions



Project delays

Limited institutional
capacity

Long-term
sustainability issues

Nevertheless,
challenges
remain



Strategic **Alignment**

**Strong
Correlation with
NDCs & SDGs**



**Better
alignment with
country
priorities**



Internal & External **Coherence**

01 Parent-child project alignment

02 Complementarity with other
development projects

03 Coordination and gaps

Effectiveness & Results

Strong outcomes in protected area management & disaster resilience



Regional Project (GEF ID 5404)

14 national pilot projects testing
new technology



Samoa (GEF ID 5417)

12,000 people benefited from
improved flood management



Niue (GEF ID 5552)

Marine protected areas extending
50 nautical miles (800x target)

Effectiveness & Results

Limited results in species recovery, reforestation, and waste management



Fiji (GEF ID 5398)

Low survival rates on reforested areas reported (<30%)



Nauru (GEF ID 5381)

No recovery or species management plans



Regional project (GEF ID 10267)

5% of outputs reached
7.2% of budget spent
40% of time elapsed

Additionality **GEF** **Programs** **VS** **Standalone** **Projects**



Enhanced knowledge sharing & capacity building



Regional coordination & program flexibility



Stronger stakeholder engagement & resource mobilization

Systemic Challenges

Key Implementation Barriers Remain



Fragmented landscape of
development partners



Administrative bottlenecks



Insufficient partnerships with
Pacific regional organizations



Insufficient start-up
preparation



Up to 1 year for staff
recruitment



Slow fund transfers



Recommendations

1

Maximizing Impact Through **Better Coordination**

- Strengthen GEF partnerships in the Pacific
- Enhance donor-government collaboration
- Streamline coordination to optimize efforts
- Enhance efficiency in resource use
- Develop unified systems for sustainability

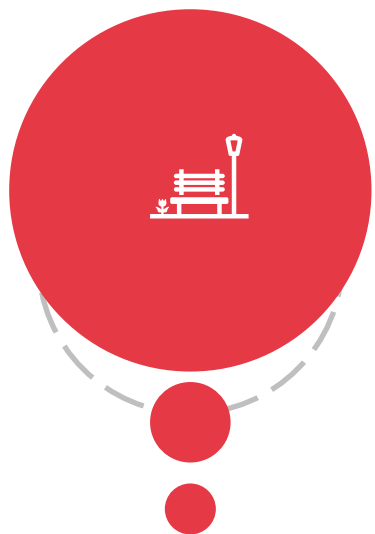


Improving Alignment & Delivery Between


Parent and Child Projects

- Align parent-child project goals
- Enhance M&E for outcomes
- Promote adaptive data-driven management
- Simplify oversight for efficiency
- Foster evidence-based decisions

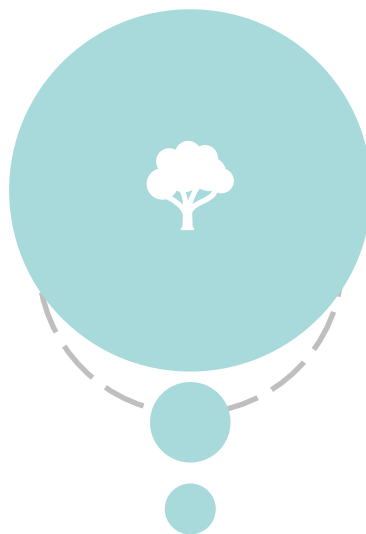
Developing **Sustainable Capacity**




Align
objectives
with local
capacity




Build skills in
management
and
governance



Utilize
governance
and
knowledge
systems



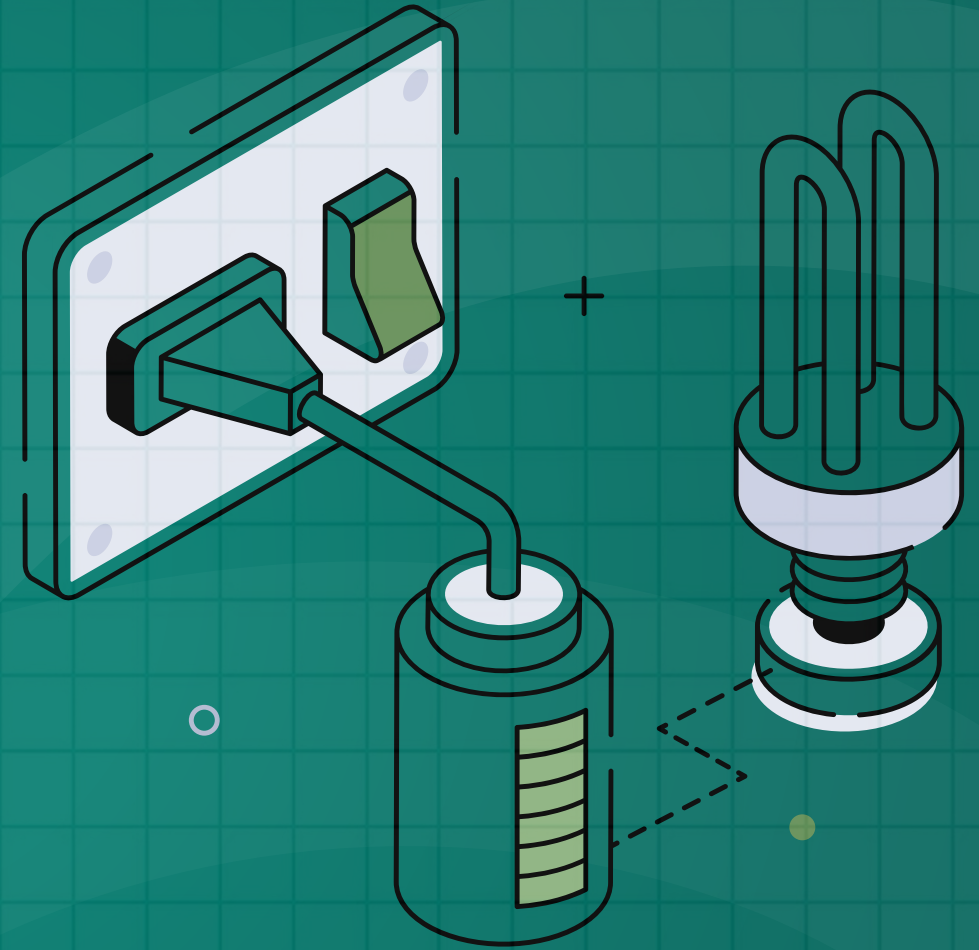
Balance
training for
resilience



Accredit
regional
organizations

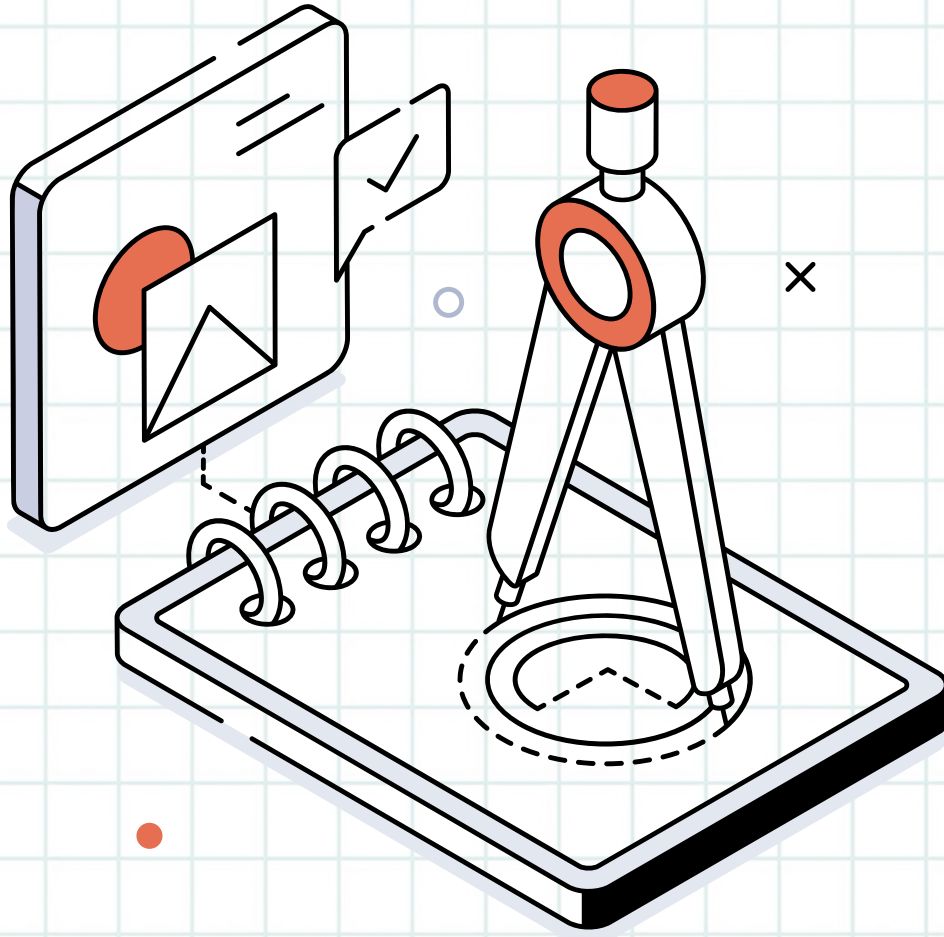
Thank You

Evaluation of: Components of the GEF RBM System



Independent
Evaluation Office
GLOBAL ENVIRONMENT FACILITY

Laying the Foundation




**Performance
of GEF Portal**



**Self-
evaluations**



**M&E in FCV
context**



**Results
measurement
framework**



**Reporting on
project
results**



Performance of GEF Portal

GEF Portal: A **work** in **progress**.

Finding 01

Aligned with GEF-8 programming and Council decisions

Finding 03

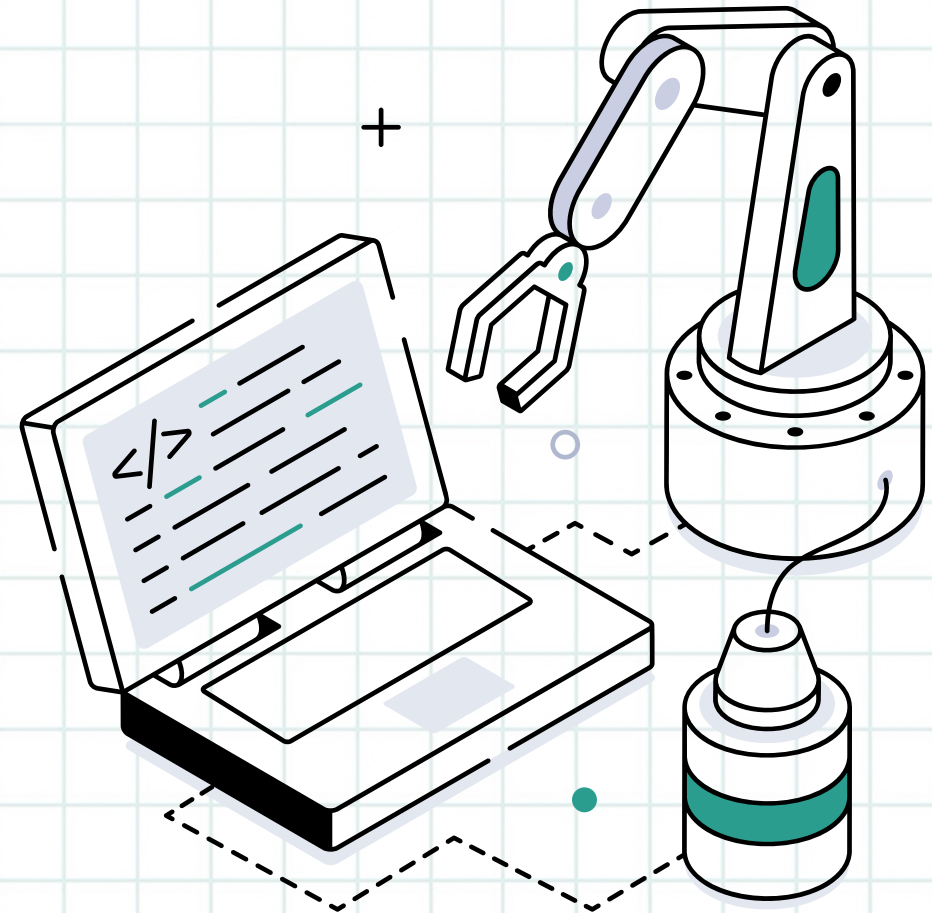
Limited progress in improving user-friendliness

Finding 02

Progress in automation of business processes, alerts, and validations

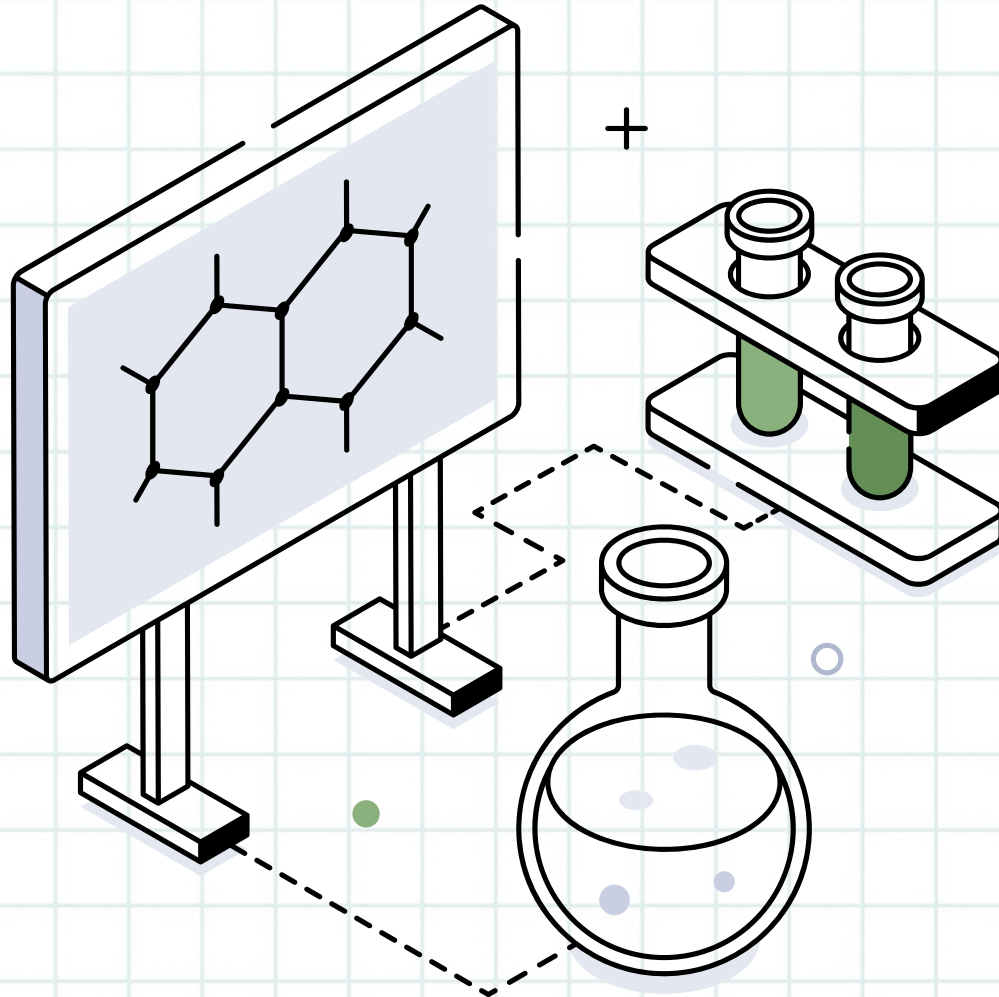
Finding 04

Limited access for Agencies





Results Measurement Framework



Improved clarity
of core
indicators

Indicators to
track
operational
efficiency

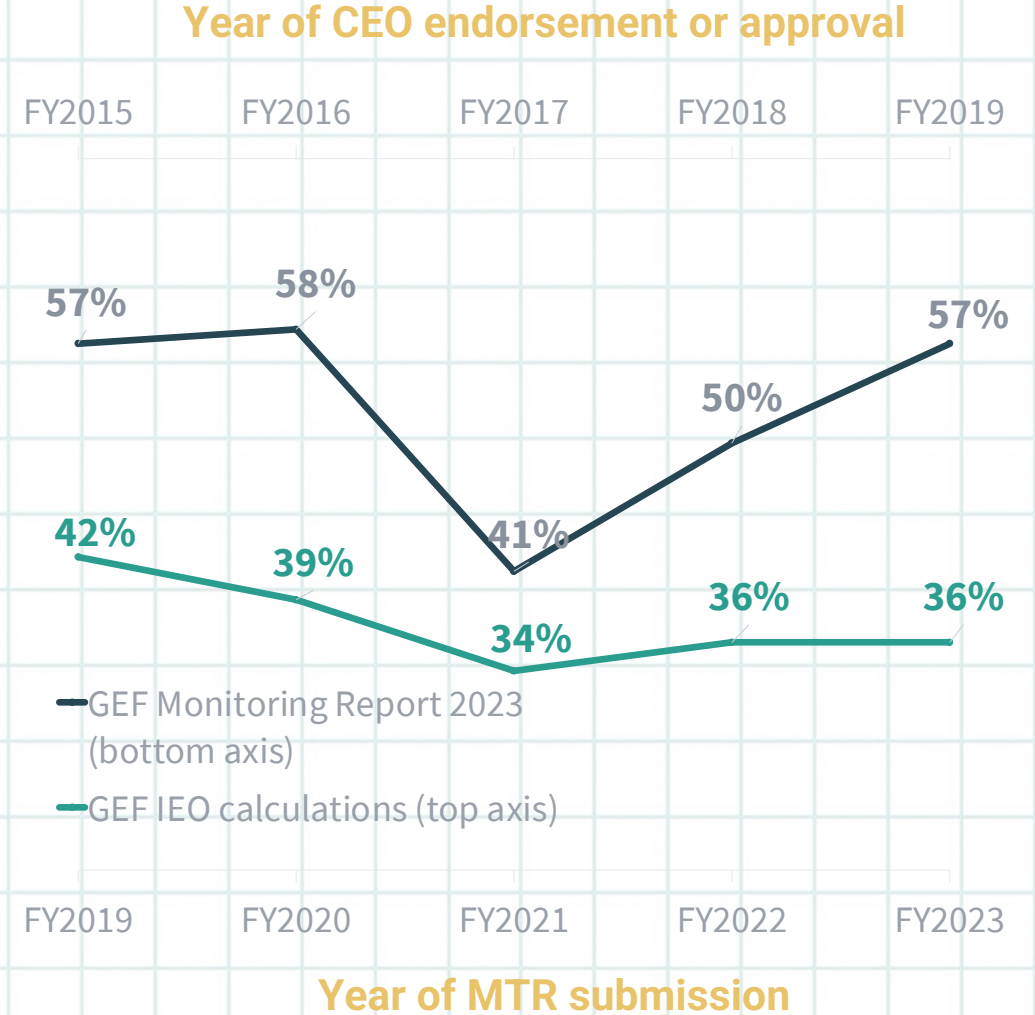
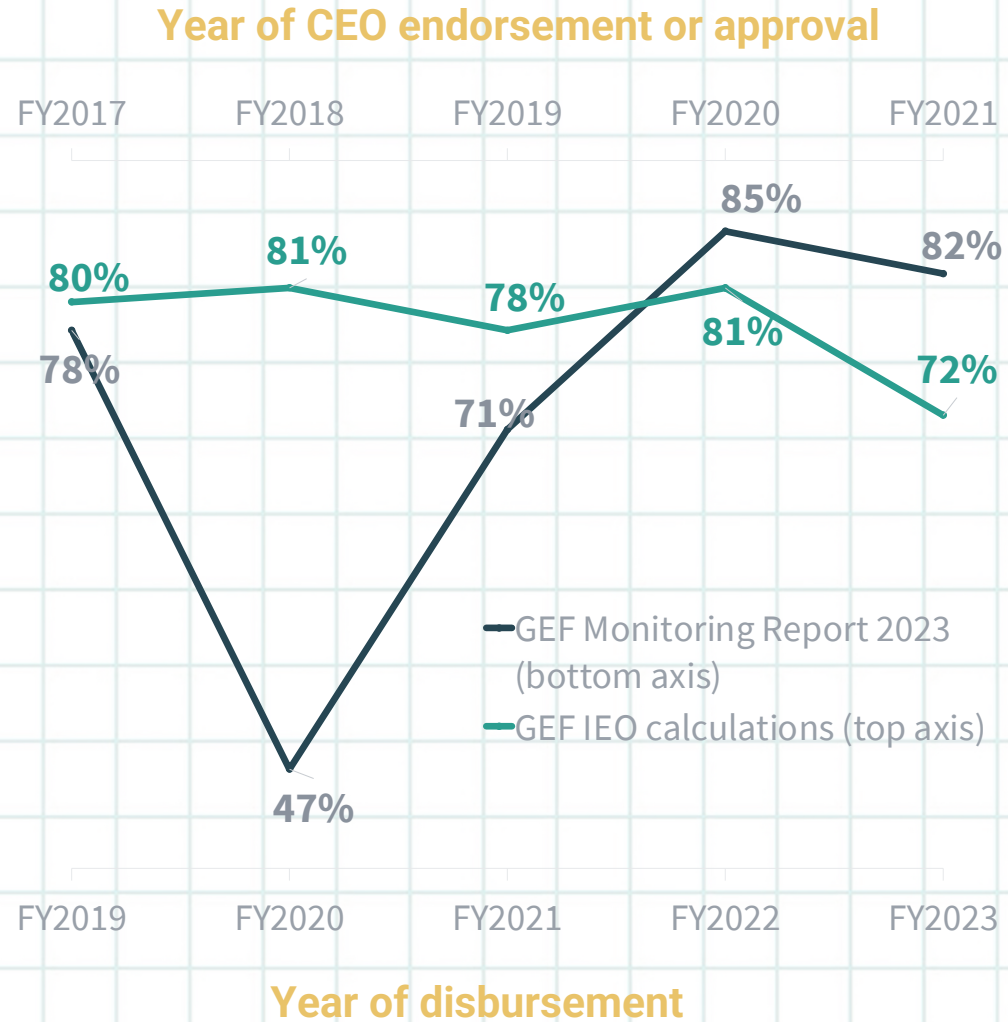
Cohorts used to assess changes in first
disbursements and conduct of mid-term
reviews may not reliably capture trends

Detailed guidance
for consistent
measurement

Gaps in coverage of
systemic and
transformative
changes

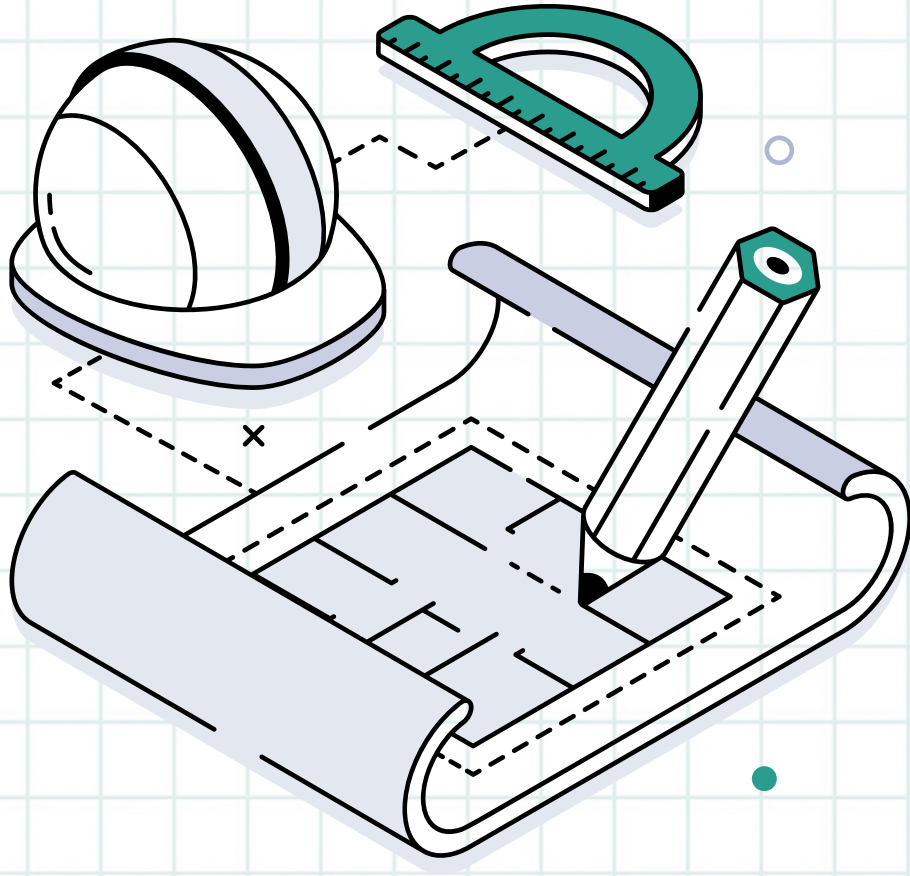


Approach Comparison: Measuring **Timeliness**





Self-Evaluation: Mid Term Reviews



Availability Of

MID-TERM REVIEWS

Gap in availability of
MTRs (2021)

FSP MTR Available



43%

Retroactive submissions
increased MTRs for closed
projects (2024)

FSP MTR Available

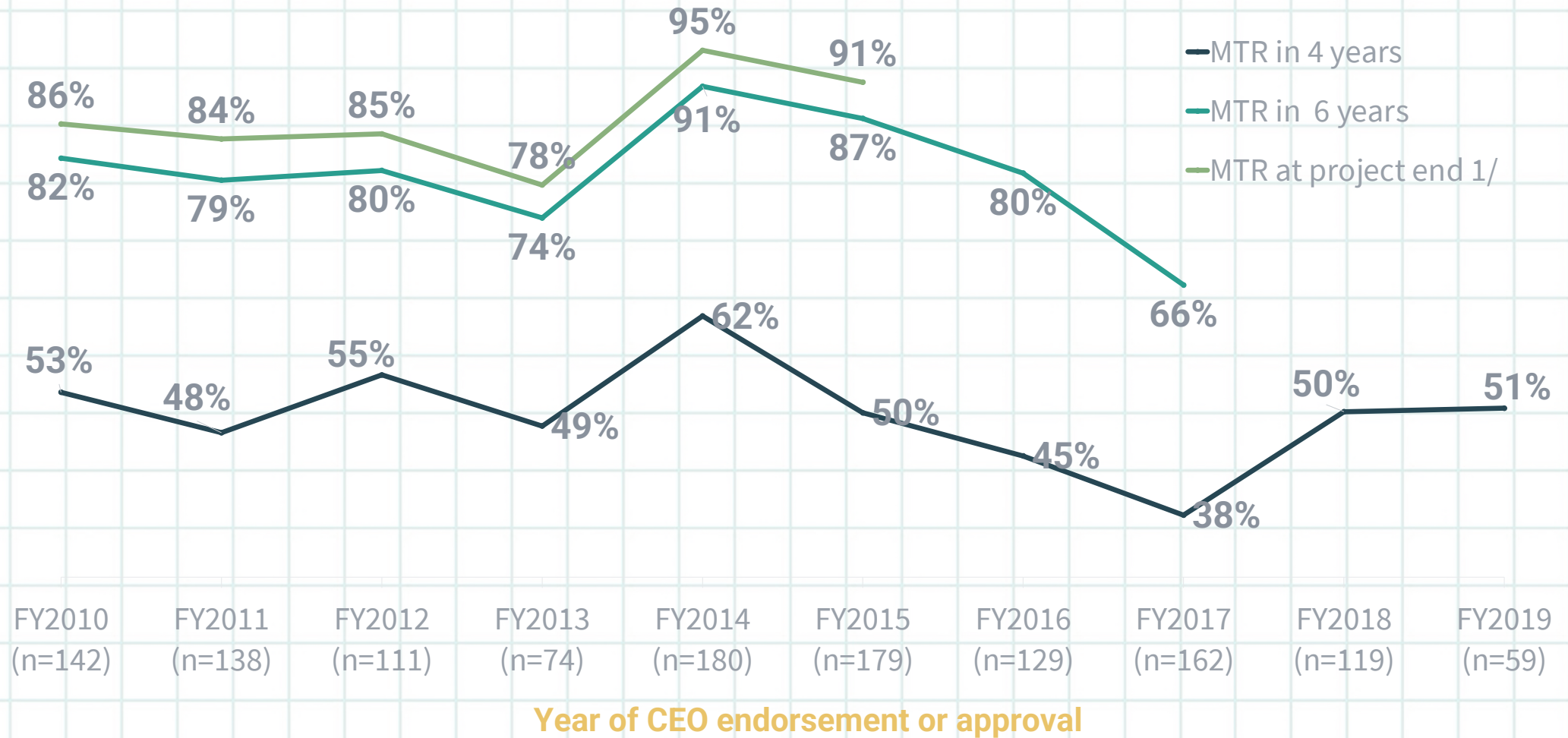


74%





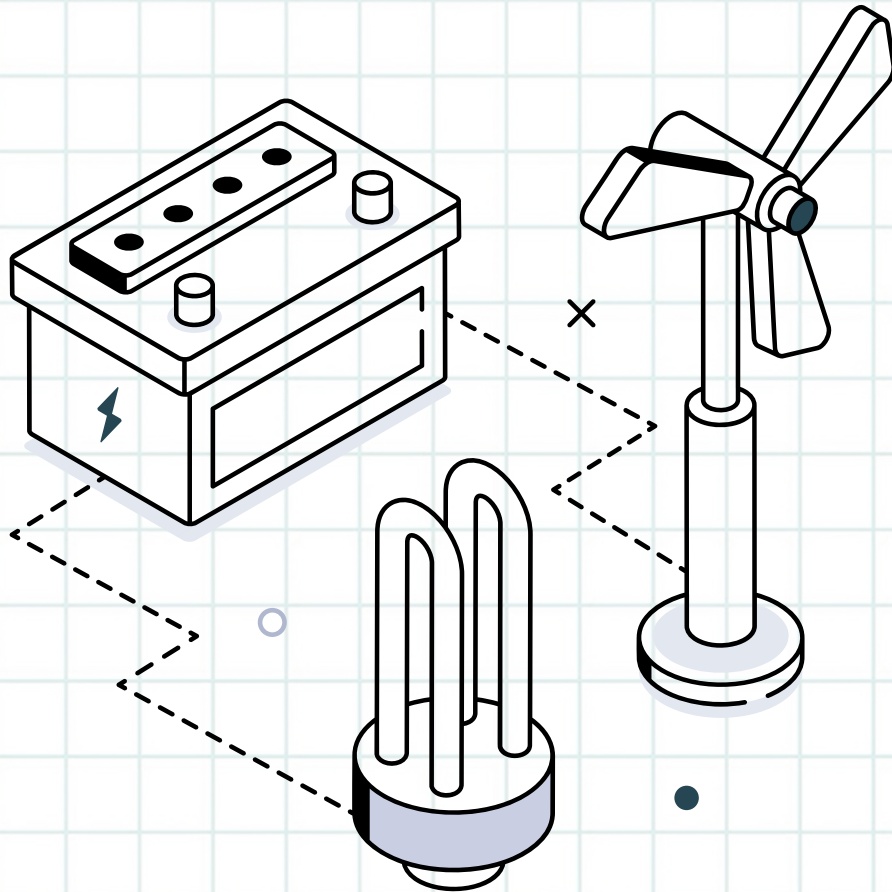
Trends in Availability of Mid Term Reviews





Self-Evaluation: **Terminal** Evaluations

Quality of **terminal** evaluations:



145 TEs

Basis



84 FSPs



61 MSPs

Finding 01



77% of TEs for FSPs
satisfactory or higher for quality

Finding 03

Except for WBG, Agencies use similar
standards for TEs in MSPs and FSPs

Finding 02

TEs by WBG, UNDP, UNEP and FAO,
consistent with IEO guidance

Strengths

Reporting on outcomes, influencing
factors, and sustainability risks

Weaknesses

Stakeholder feedback, theory of
change assumptions, and reporting on
cofinancing variations

Candor in reporting a challenge:



96% of Final PIRs rated
Development Objectives
satisfactory



Project M&E: **Reporting on Results**

Reporting on Results at Completion



122

Completed
Projects



544

Objectives &
Outcomes



2213

indicators specified in
project results frameworks



79% of objectives/
outcomes tracked through
adequate indicators



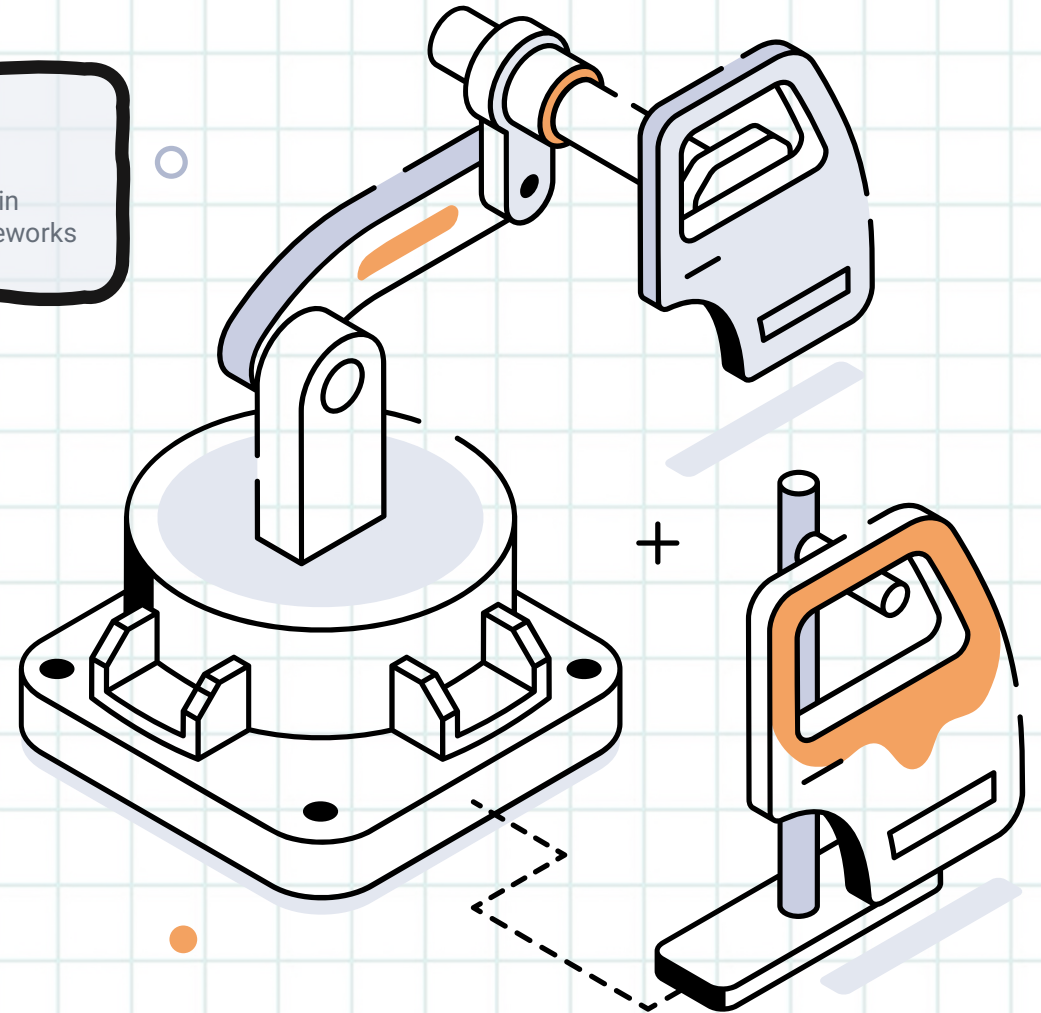
88% of instances
results reported using
consistent units



30% of projects had
adequate indicators
specified, with consistent
unit reporting



World Bank, UNDP,
CI projects report
more consistently





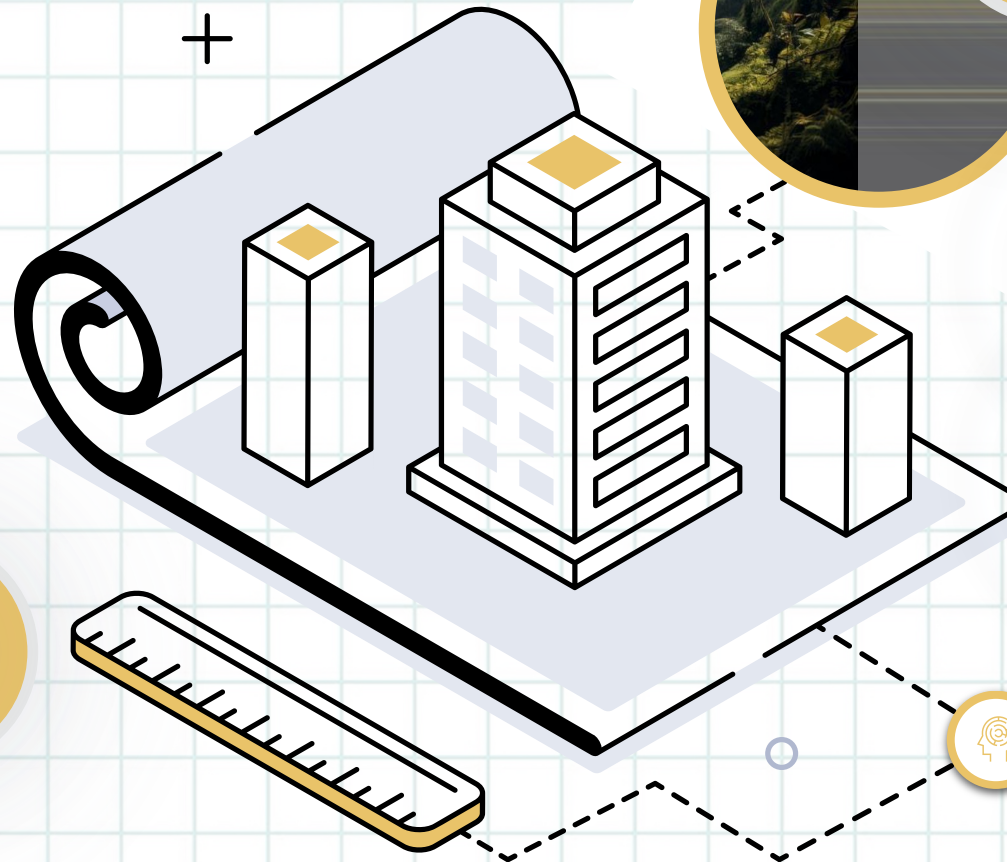
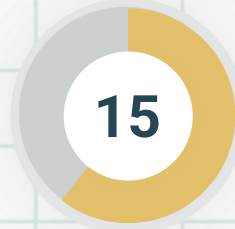
Special Review: M&E in **FCV** context

Review assessed:

**Measures undertaken by GEF
& GEF Agencies**

**Arrangements included in
project design and results
framework**

Projects Covered
10 through interviews
5 through case studies



Projects
Implemented in
FCV context



26% of recipient
countries



20% of GEF-8 STAR
allocations for countries
in FCV context



Need more process focus



GEF Requirements

M&E in FCV context



Limited GEF requirements regarding
M&E in FCV contexts



Coverage through Environmental
and Social Safeguards, Risk
Appetite Framework




Core indicators and tracking tools:
social cohesion, conflict resolution,
and cooperation (e.g. METT)





GEF Agencies: M&E in **FCV** context

A photograph of a group of people sitting on a hillside in a forest, looking out over a valley. The scene is captured in a warm, golden light, suggesting sunrise or sunset. The people are silhouetted against the bright background. The text 'Agencies show growing understanding of FCV challenges' is overlaid on the image.

Agencies show growing understanding of FCV challenges

Varied approaches used to address FCV challenges:



Conflict analysis



Conflict sensitive indicators



Qualitative indicators



Flexibility in indicators and reporting



FCV context in project's theory of Change



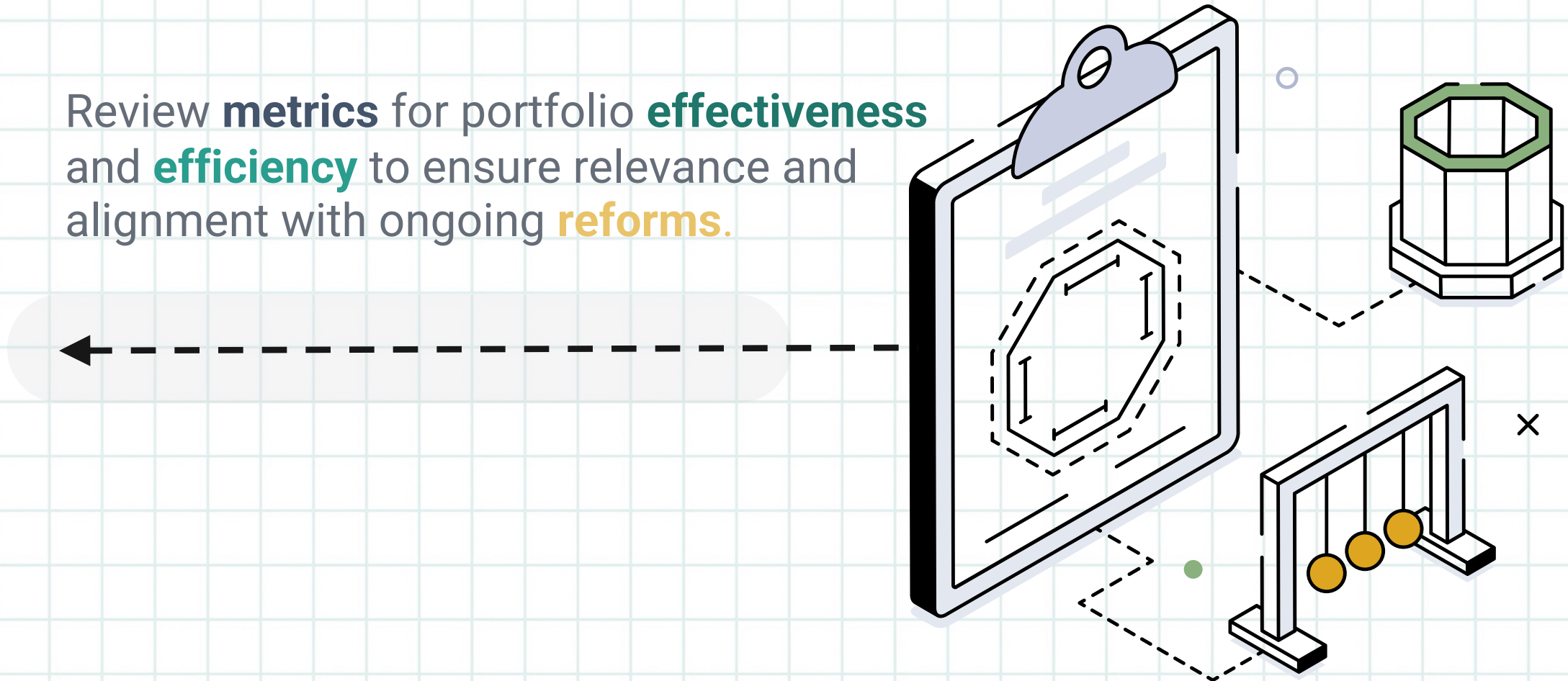
RECOMMENDATIONS



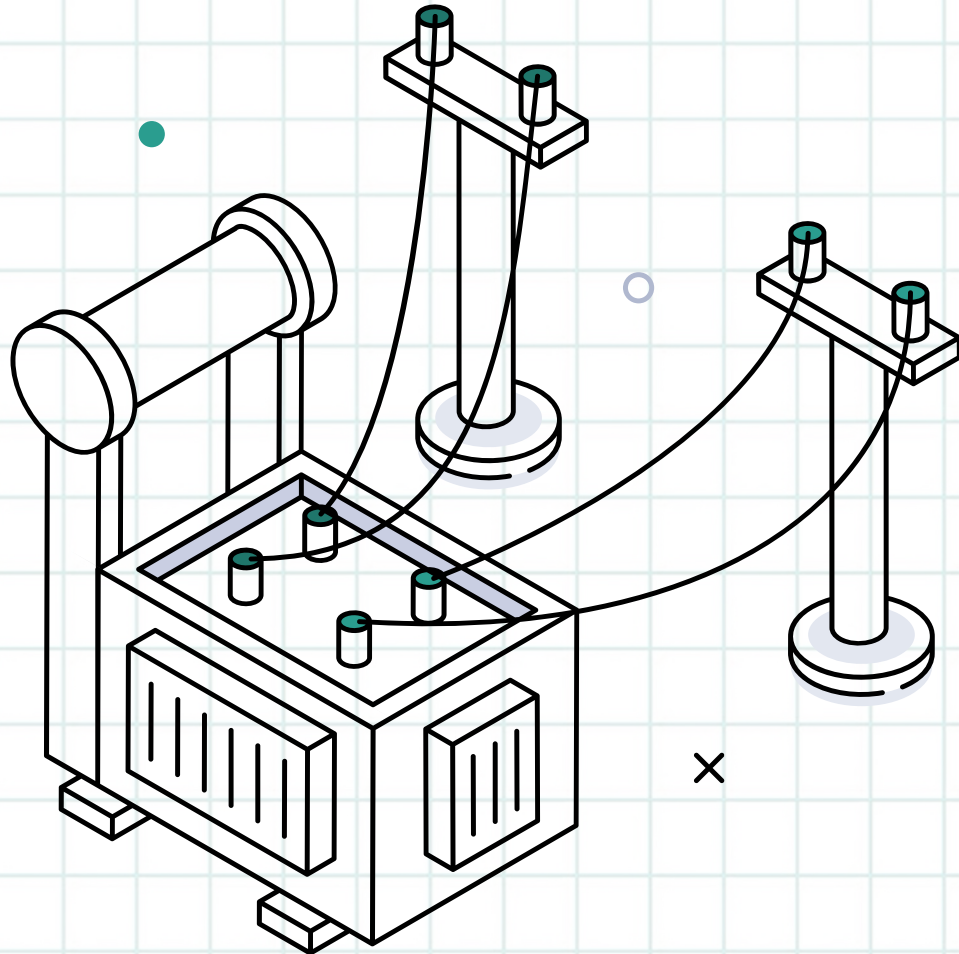
Independent
Evaluation Office
GLOBAL ENVIRONMENT FACILITY

Recommendation 01

Review **metrics** for portfolio **effectiveness** and **efficiency** to ensure relevance and alignment with ongoing **reforms**.



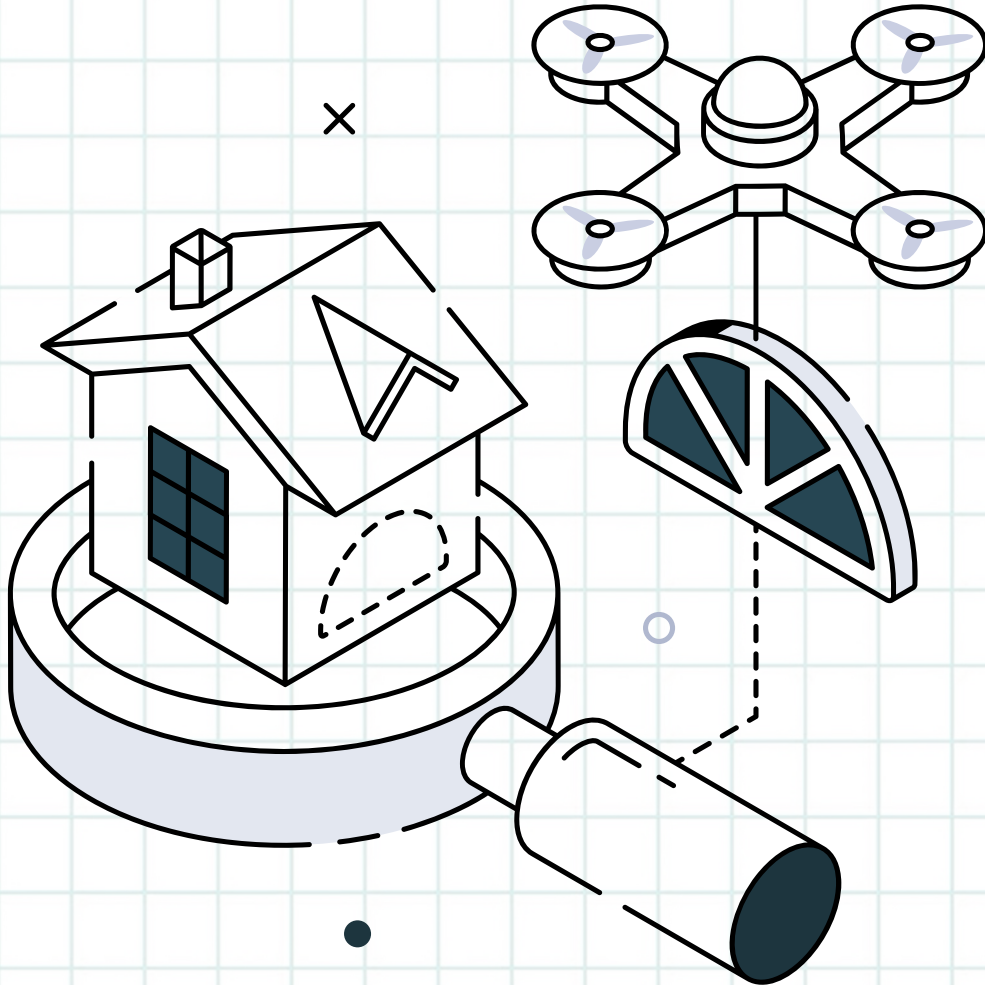
Recommendation 02



Enhance results measurement framework to **track** and **report** on **systemic** and **transformative** changes.



Recommendation 03

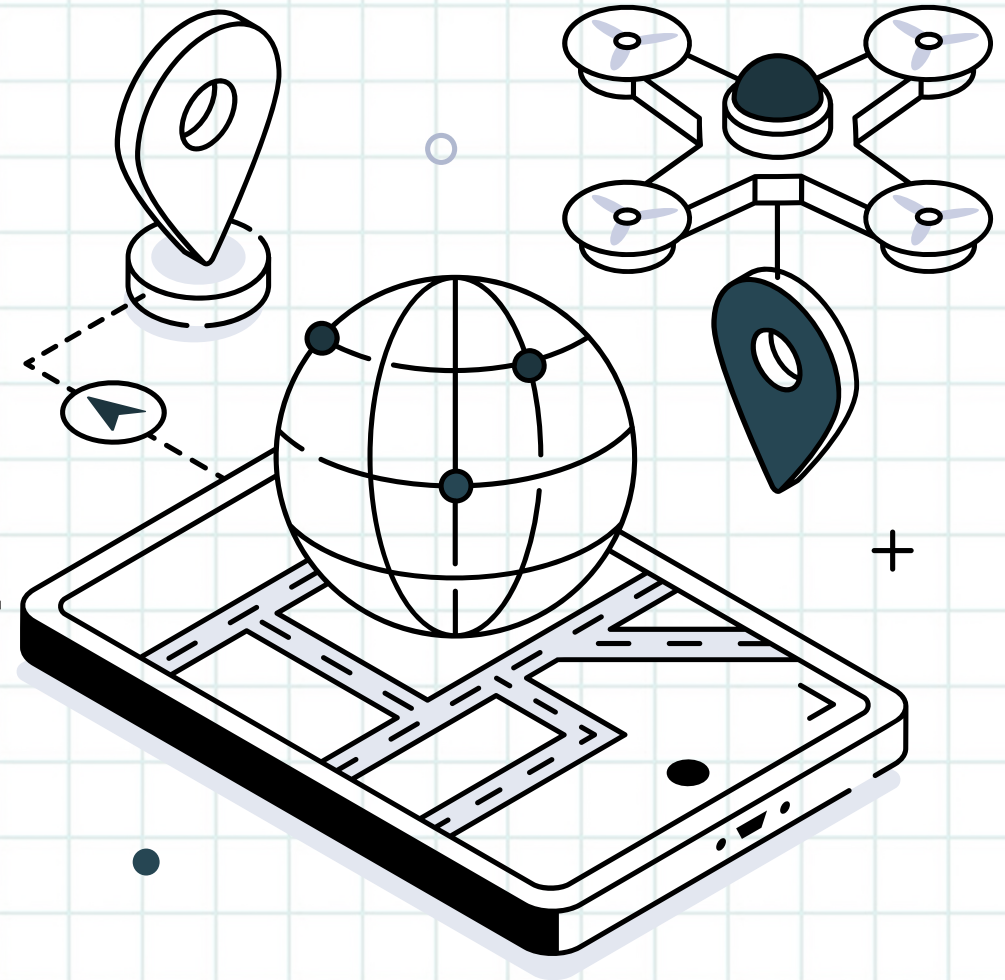


Prioritize developing **user-friendly** functionalities and features for the **Portal**.



Recommendation 04

Develop M&E guidance for **FCV** contexts with **relevant indicators** for project design.



Thank You



Independent
Evaluation Office
GLOBAL ENVIRONMENT FACILITY